



EXAM PAPERS PRACTICE

Boost your performance and confidence with these topic-based exam questions

Practice questions created by actual examiners and assessment experts

Detailed mark scheme

Suitable for all boards

Designed to test your ability and thoroughly prepare you

Level: IGCSE Oxford AQA Biology (9201)

Subject: Biology

Topic: IGCSE AQA Biology

Type: Topic Question

2002



1583

To be used by all students preparing for IGCSE Oxford AQA Biology (9201)
Students of other Boards may also find this useful

Biology

IGCSE AQA

Key skills



1.

Our understanding of genetics and inheritance has improved due to the work of many scientists.

(a) Draw **one** line from each scientist to the description of their significant work.

Scientist	Description of significant work
Charles Darwin	Carried out breeding experiments on pea plants.
Alfred Russel Wallace	Wrote 'On the origin of species'.
Gregor Mendel	Worked on plant defence systems.
	Worked on warning colouration in animals.

(3)

(b) In the mid-20th century the structure of DNA was discovered.

What is a section of DNA which codes for one specific protein called?

(1)

(c) Figure 1 shows one strand of DNA.

The strand has a sequence of bases (A, C, G and T).

Figure 1



How many amino acids does the strand of DNA in **Figure 1** code for?

Tick **one** box.

- 2
- 3
- 4
- 6

(1)

(d) Mutations of DNA cause some inherited disorders.

One inherited disorder is cystic fibrosis (CF).

A recessive allele causes CF.

Complete the genetic diagram in **Figure 2**.

- Identify any children with CF.
- Give the probability of any children having CF.

Each parent does not have CF.

The following symbols have been used:

D = dominant allele for not having CF

d = recessive allele for having CF



Figure 2

		Mother	
		D	d
Father	D	DD	
	d		

Probability of a child with CF = _____

(3)

(e) What is the genotype of the mother shown in Figure 2?

Tick **one** box.

Heterozygous

Homozygous dominant

Homozygous recessive

EXAM PAPERS PRACTICE

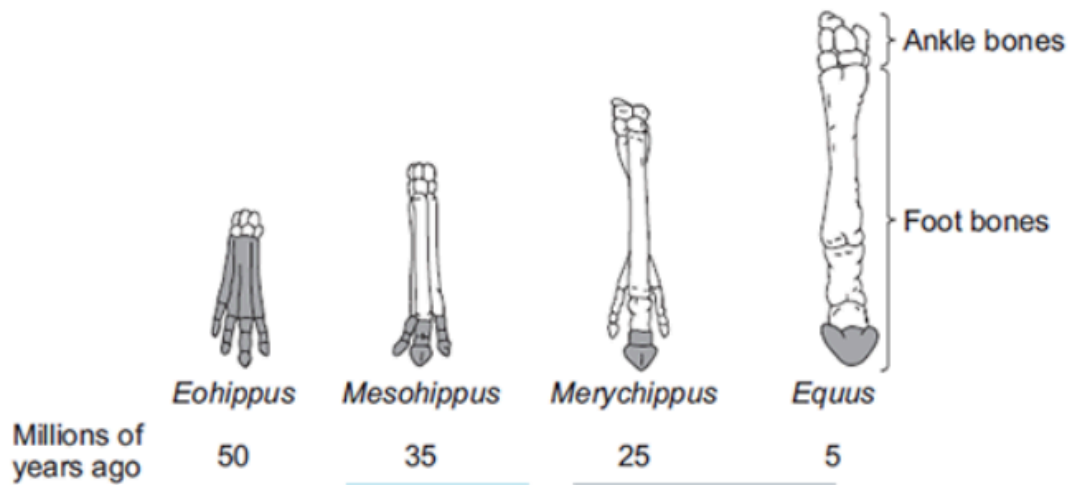
© 2024 Exam Papers Practice

(1)

(Total 9 marks)

2.

The diagram below shows changes in the foot bones of four ancestors of modern horses over the past 50 million years.



Key: The shaded bones are the bones which touched the ground.

- (a) Describe **two** changes to the bones in the feet of horses that have taken place over the past 50 million years.

EXAM PAPERS PRACTICE

© 2024 Exam Papers Practice

(2)

- (b) *Eohippus* lived in swampy areas with soft mud.

Since this time the ground in the habitat has become drier and harder.

All of the horse ancestors were preyed upon by other animals.

- (i) Explain **one** advantage to *Eohippus* of the arrangement of bones in its feet.

(2)



- (ii) The changes in the arrangement of the foot bones of horses support Darwin's theory of evolution by natural selection.

Explain how the arrangement of the foot bones of *Eohippus* could have evolved into the arrangement of the foot bones of *Equus*.

(4)

(Total 8 marks)

EXAM PAPERS PRACTICE

3.

Figure 1 is a map showing a group of islands in the Pacific Ocean, near the coast of California, USA.



Figure 1



A species of fox, called the Island Fox, lives on each of the six islands shown in **Figure 1**.

Figure 2 shows an Island Fox.

Figure 2



© GaryKavanagh/iStock

The foxes on each island are slightly different from those on the other islands.

The Island Foxes are similar to another species of fox, called the Grey Fox.

The Grey Fox lives in mainland California.

- (a) Suggest how scientists could prove that the six types of Island Fox belong to the same species.

Copyright
© 2024 Exam Papers Practice

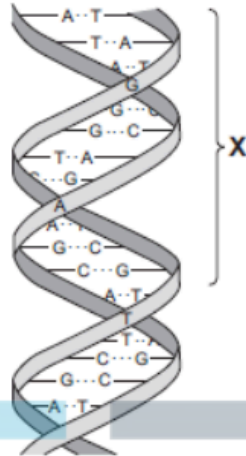
(2)

- (b) Scientists believe that ancestors of the modern Island Fox first colonised what is now Santa Cruz Island during the last Ice Age, approximately 16 000 years ago. At that time, lowered sea levels made the three northernmost islands into a single island and the distance between this island and the mainland was reduced to about 8 km.

- (i) How could the Island Fox have developed into a completely different species from the mainland Grey Fox?



4. The diagram shows part of a DNA molecule.



(a) (i) In which part of an animal cell is DNA found?

(1)

(ii) Complete the following sentence.

The letters **A**, **C**, **G** and **T** in the diagram represent four different compounds called _____.

EXAM PAPERS PRACTICE

Copyright © 2024 Exam Papers Practice

(1)

(iii) One strand of the DNA, in the section labelled **X**, contains the following sequence of these compounds:

T A T G G G T C T T C G

How many amino acids would this section of the DNA code for?

(1)



(iv) The section of DNA described in part (a) (iii) is a small part of a gene.

The sequence of compounds **A**, **C**, **G** and **T** in the gene is important.

Explain why.

(2)

(b) Read the following information about genetic engineering.

The caterpillar of the European Corn Borer moth feeds on the fruits of maize (sweet corn). There is a chemical called Bt-toxin which is poisonous to the corn borer caterpillar but not to humans.

Scientists carried out the following steps.

1. The Scientists made a bacterial plasmid to which they added two genes:

- Bt gene, which coded for production of the Bt-toxin
- kanr

gene, which coded for resistance to an antibiotic called kanamycin.

2. They used this plasmid to produce genetically modified bacteria which could invade plant cells.

3. They mixed these genetically modified bacteria with pieces cut from maize leaves.

4. They placed the pieces of maize leaf on agar jelly in a Petri dish. The agar jelly contained the antibiotic, kanamycin. The kanamycin killed most of the pieces of maize leaf, but a few survived.

5. They took some cells from the surviving pieces of maize leaf and grew them in tissue Culture.

The result was maize plants that now contained the Bt gene, as well as the kanr gene, in all of their cells.

(i) What is a plasmid (Step 1)?

(2)

(ii) Why did the scientists add kanamycin to the agar jelly (Step 4)?

EXAM PAPERS PRACTICE

Copyright © 2024 Exam Papers Practice

(2)

(iii) The scientists grew each Bt-maize plant from a single cell which contained the Bt gene.

Explain why all the cells in the Bt-maize plant contained the Bt gene.

(2)

(iv) Kanamycin is an antibiotic.

Some scientists are concerned that the gene for kanamycin resistance has been put into maize.

Suggest why.

(2)

(Total 13 marks)

5.

Kangaroos have brown coats. The two parent kangaroos in the photograph produced a baby kangaroo with a white coat.



Photographs supplied by iStockphoto/Thinkstock

(a) Use words from the box to complete the sentences.

asexual	characteristic	chromosome
mutation	nucleus	sexual



The baby kangaroo was produced by _____ reproduction.

The coat colour of the adult kangaroo is a _____

The different coat colour of the baby kangaroo is the result of a

_____ of a gene.

The gene is found on a thread-like structure called a _____

(4)

(b) Some animals similar to kangaroos are endangered species.

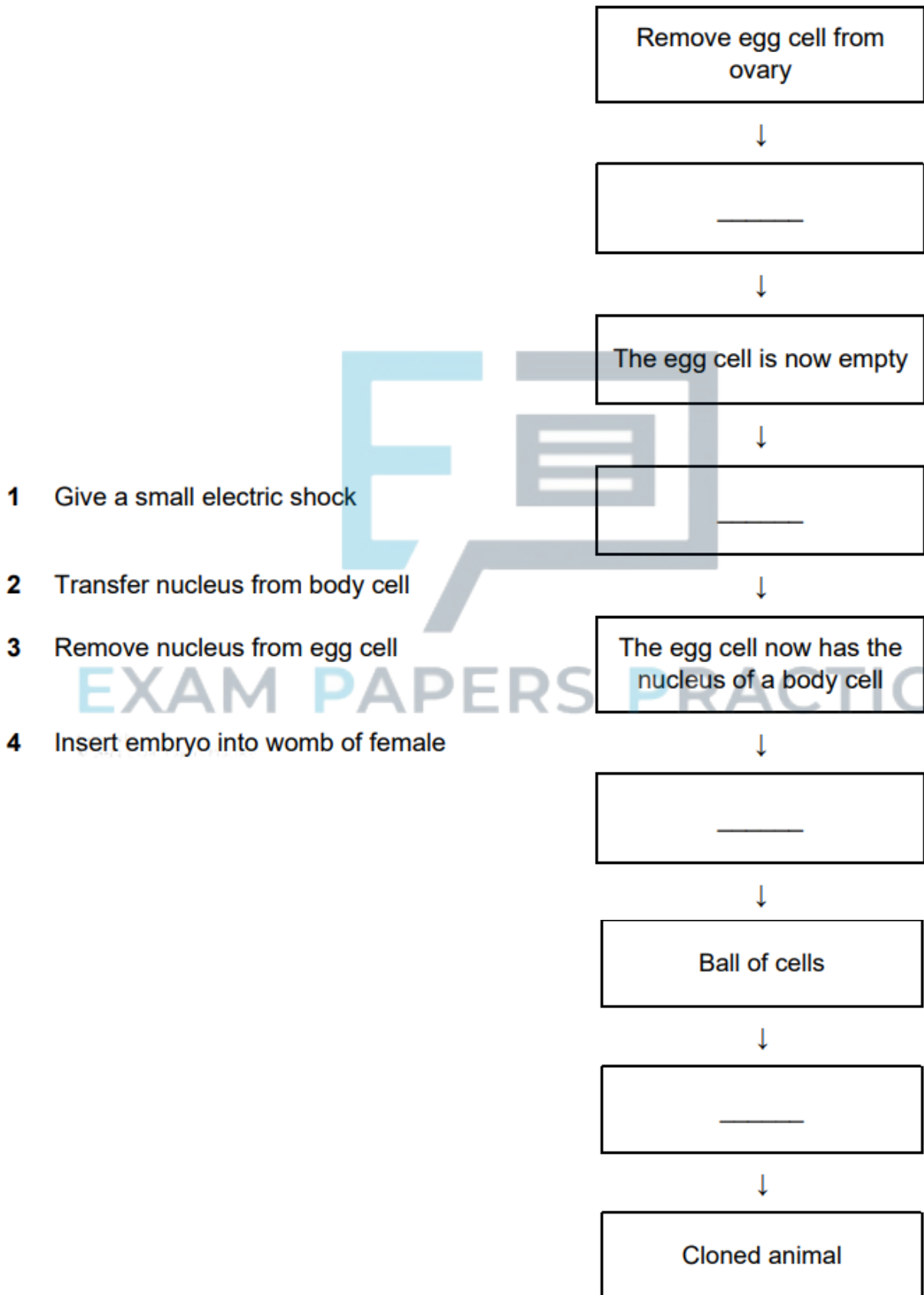
Cloning is one way of making sure that endangered species do not die out.

The flowchart below shows one way of cloning an animal.

The four statements needed to complete the flowchart are numbered **1**, **2**, **3** and **4**.

Complete the flow chart by writing the **number** of the correct statement in the empty box.

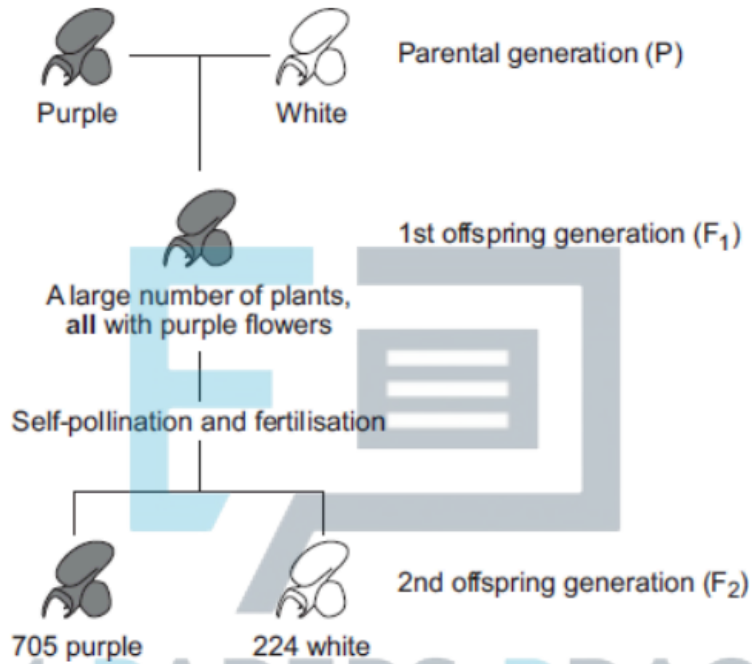
Each number should be used once only.





6. In 1866, Gregor Mendel published the results of his investigations into inheritance in garden pea plants.

The diagram below shows the results Mendel obtained in one investigation with purple-flowered and white-flowered pea plants.



(a) (i) Calculate the ratio of purple-flowered plants to white-flowered plants in the F₂ generation.

Ratio of purple : white = _____

(1)

(ii) There was a total of 929 plants in the F₂ generation.

Mendel thought that the production of a large number of offspring plants improved the investigation.

Explain why.

(2)



- (b) (i) Some of the plants in the diagram are homozygous for flower colour and some are heterozygous.

Complete the table to show whether each of the plants is homozygous or heterozygous.

For each plant, tick (✓) one box.

	Homozygous	Heterozygous
Purple-flowered plant in the P generation		
White-flowered plant in the P generation		
Purple-flowered plant in the F ₁ generation		

(2)

- (ii) Draw a genetic diagram to show how self-pollination of the F₁ purple-flowered plants produced mainly purple-flowered offspring in the F₂ generation together with some white-flowered offspring.

Use the following symbols:

N = allele for purple flower colour

n = allele for white flower colour

(3)

- (c) When Mendel published his work on genetics, other scientists at the time did not realise how important it was.

Suggest **two** reasons why.

1. _____

2. _____

(2)

(Total 10 marks)