



EXAM PAPERS PRACTICE

# Demand Respiration

Level: GCSE AQA 8461

Subject: Biology

Exam Board: Suitable for all boards

Topic: Demand Respiration

Level: Hard

This is to be used by all students preparing for AQA Biology 8461 foundation or higher tier but it is also suitable for students of other boards

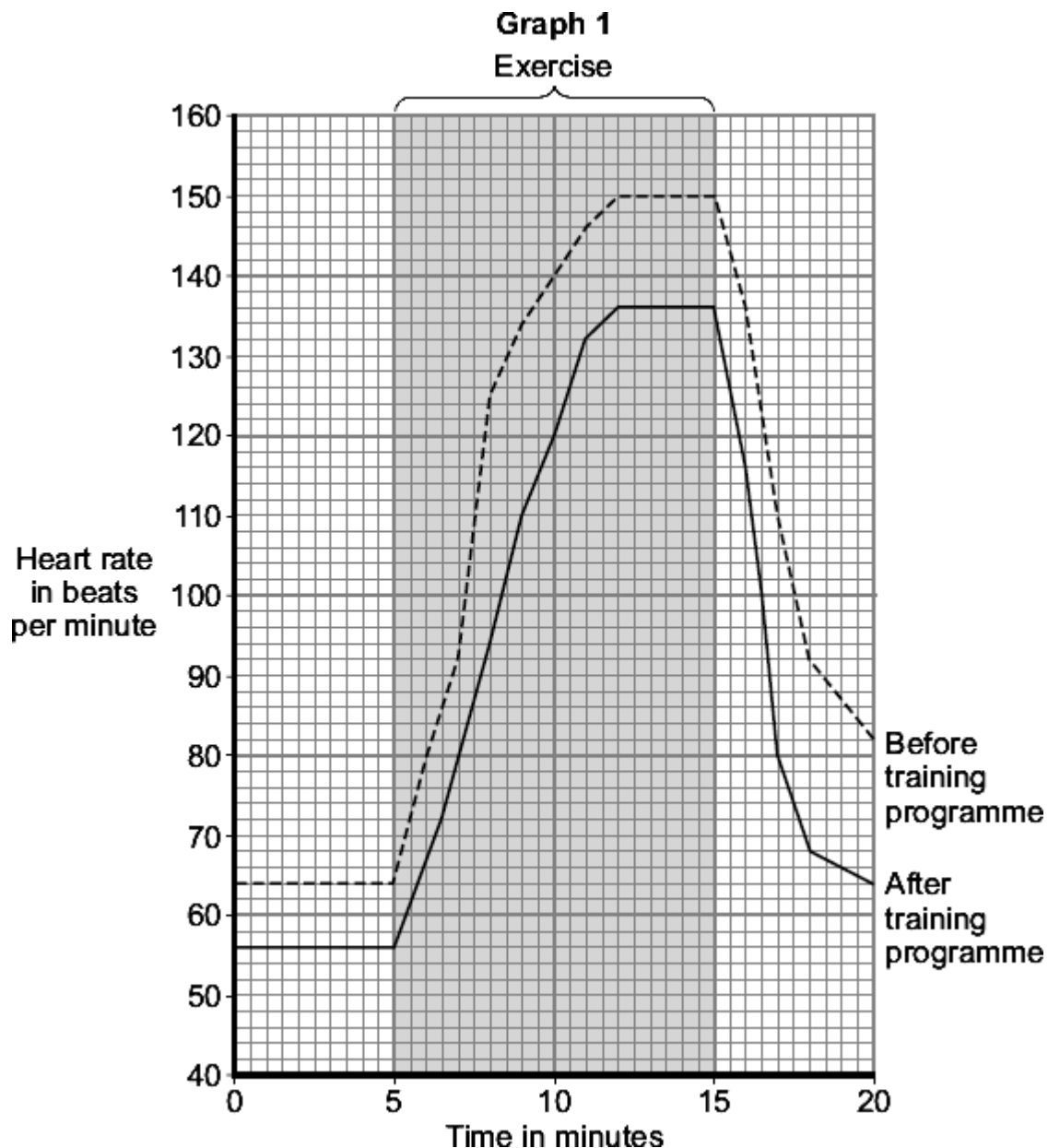


## EXAM PAPERS PRACTICE

For more help please visit <https://www.exampaperspractice.co.uk/>

**Q1.** An athlete carried out a 6-month training programme.

**Graph 1** shows the effect of the same amount of exercise on his heart rate before and after the training programme.



- (a) (i) Use **Graph 1** to find the heart rate of the **trained** athlete 5 minutes after the start of the exercise.

Heart rate = ..... beats per minute

(1)

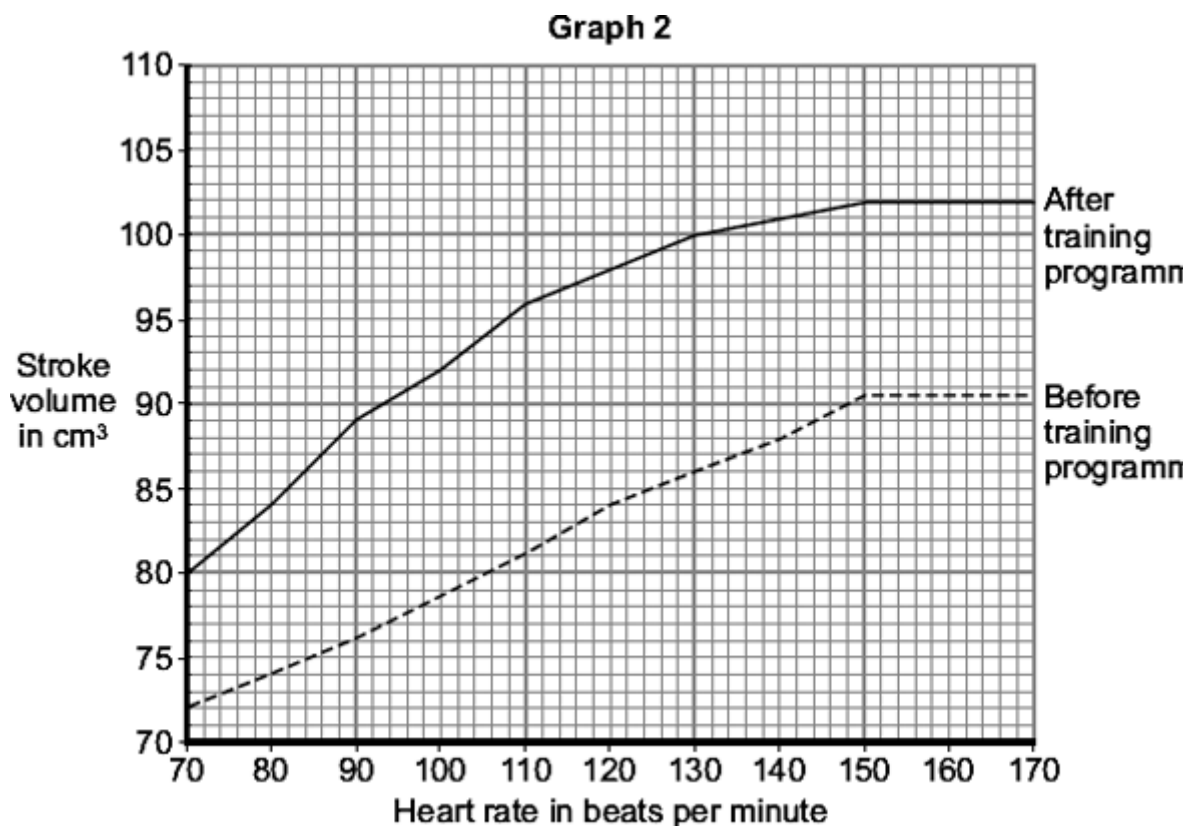
The stroke volume of the heart is the volume of blood pumped out of the left side of the heart in one heart beat.



### EXAM PAPERS PRACTICE

For more help please visit <https://www.exampaperspractice.co.uk/>

**Graph 2** shows the relationship between the stroke volume and the heart rate before and after the athlete did the training programme.



(ii) The *cardiac output* is defined as

$$\text{cardiac output} = \text{heart rate} \times \text{stroke volume}$$

Calculate the cardiac output of the **trained** athlete 5 minutes after the start of the exercise. Use your answer to part (a)(i), and information from **Graph 2**.

Show clearly how you work out your answer.

.....  
.....

Cardiac output = ..... cm<sup>3</sup> blood per minute

(2)

(b) **Graph 1** shows that, for the same amount of exercise, the heart of the trained athlete was beating more slowly than it did before the training programme.

Use information from **Graph 2** to explain why.

.....  
.....



**EXAM PAPERS PRACTICE**

*For more help please visit <https://www.exampaperspractice.co.uk/>*

.....  
.....

**(2)**

- (c) An increased cardiac output will provide more oxygen and more glucose to the working muscles.

Explain how this helps the athlete during exercise.

.....  
.....  
.....  
.....  
.....  
.....  
.....  
.....

**(4)**

**(Total 9 marks)**



**EXAM PAPERS PRACTICE**

*For more help please visit <https://www.exampaperspractice.co.uk/>*

**Q2.**Lactic acid production during exercise affects an athlete's performance.

Explain why lactic acid is produced during exercise.

.....

.....

.....

.....

.....

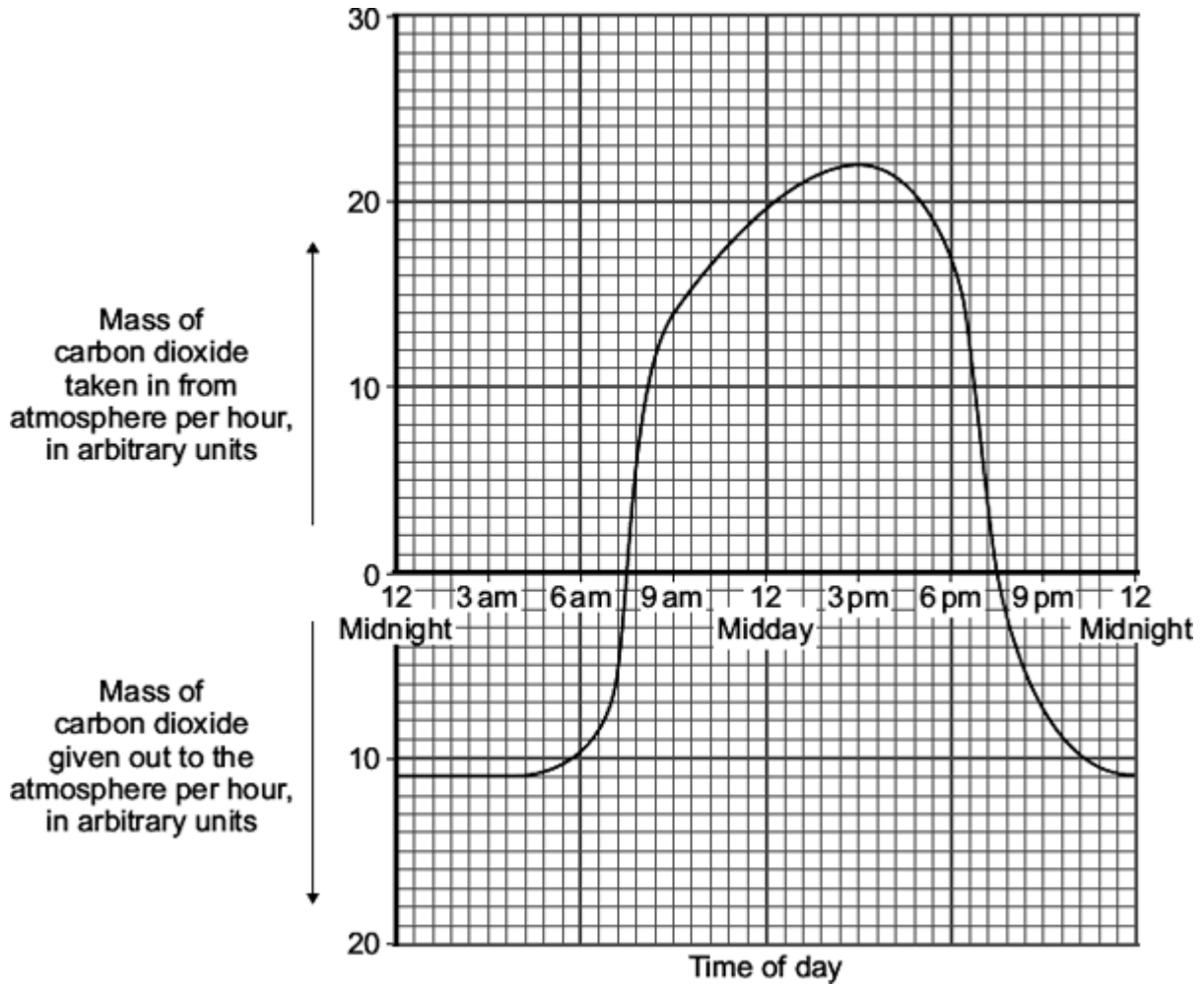
**(Total 2 marks)**



### EXAM PAPERS PRACTICE

For more help please visit <https://www.exampaperspractice.co.uk/>

**Q3.** The graph shows the uptake of carbon dioxide and the release of carbon dioxide by a bean plant on a hot summer's day.



(a) At which **two** times in the day did the rate of photosynthesis exactly match the rate of respiration in the bean plant?

1 ..... 2 .....

(1)

(b) The bean plant respire at the same rate all through the 24 hour period.

(i) How much carbon dioxide is released each hour during respiration?

..... arbitrary units

(1)

(ii) How much carbon dioxide is used by photosynthesis in the hour beginning at 3 pm?



**EXAM PAPERS PRACTICE**

For more help please visit <https://www.exampaperspractice.co.uk/>

.....  
.....

Answer = ..... arbitrary units

**(1)**

- (c) Over the 24 hour period, the total amount of carbon dioxide taken in by the bean plant was greater than the total amount of carbon dioxide given out by the bean plant.

Explain, in detail, why this was important for the bean plant.

.....  
.....  
.....  
.....  
.....  
.....

**(2)**

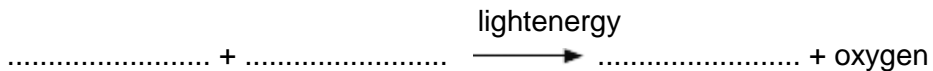
**(Total 5 marks)**



## EXAM PAPERS PRACTICE

For more help please visit <https://www.exampaperspractice.co.uk/>

- Q4.** (a) Complete the equation for photosynthesis.



(2)

- (b) Scientists investigated how temperature affects the rate of photosynthesis. The scientists grew some orange trees in a greenhouse. They used discs cut from the leaves of the young orange trees.

The scientists used the rate of oxygen production by the leaf discs to show the rate of photosynthesis.

- (i) The leaf discs did not produce any oxygen in the dark.

Why?

.....  
.....

(1)

- (ii) The leaf discs took in oxygen in the dark.

Explain why.

.....  
.....  
.....  
.....

(2)

- (c) In their investigation, the scientists measured the rate of oxygen release by the leaf discs in the light. The scientists then measured the rate of oxygen uptake by the leaf discs in the dark.

The graph shows the effect of temperature on

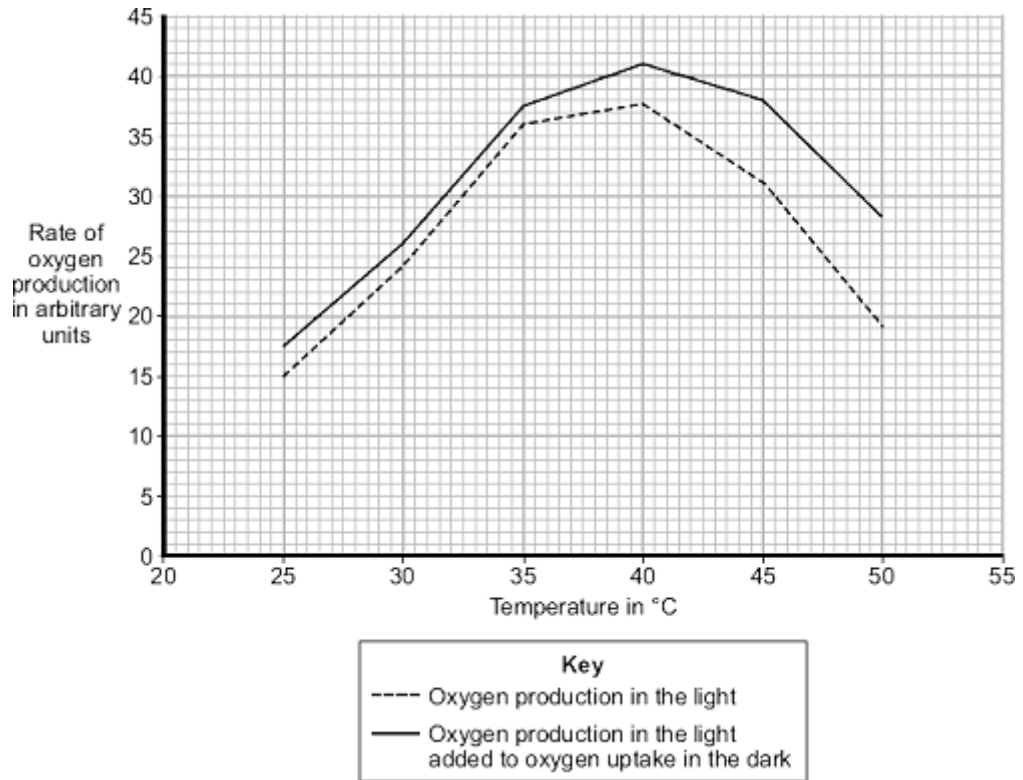
- oxygen production in the light
- oxygen production in the light added to oxygen uptake in the dark.





## EXAM PAPERS PRACTICE

For more help please visit <https://www.exampaperspractice.co.uk/>



Use the information from the graph to answer each of the following questions.

- (i) Describe the effect of temperature on oxygen production in the light.

.....

.....

.....

.....

(2)

- (ii) Explain the effect of temperature on oxygen production in the light when the temperature is increased:

from 25 °C to 35 °C

.....

.....

.....

from 40 °C to 50 °C.



**EXAM PAPERS PRACTICE**

For more help please visit <https://www.exampaperspractice.co.uk/>

.....  
.....  
.....

(2)

- (d) A farmer in the UK wants to grow orange trees in a greenhouse. He wants to sell the oranges he produces at a local market.  
He decides to heat the greenhouse to 35 °C.

Explain why he should **not** heat the greenhouse to a temperature higher than 35 °C.  
Use information from the graph in your answer.

.....  
.....  
.....  
.....  
.....  
.....  
.....  
.....  
.....

(3)

(Total 12 marks)

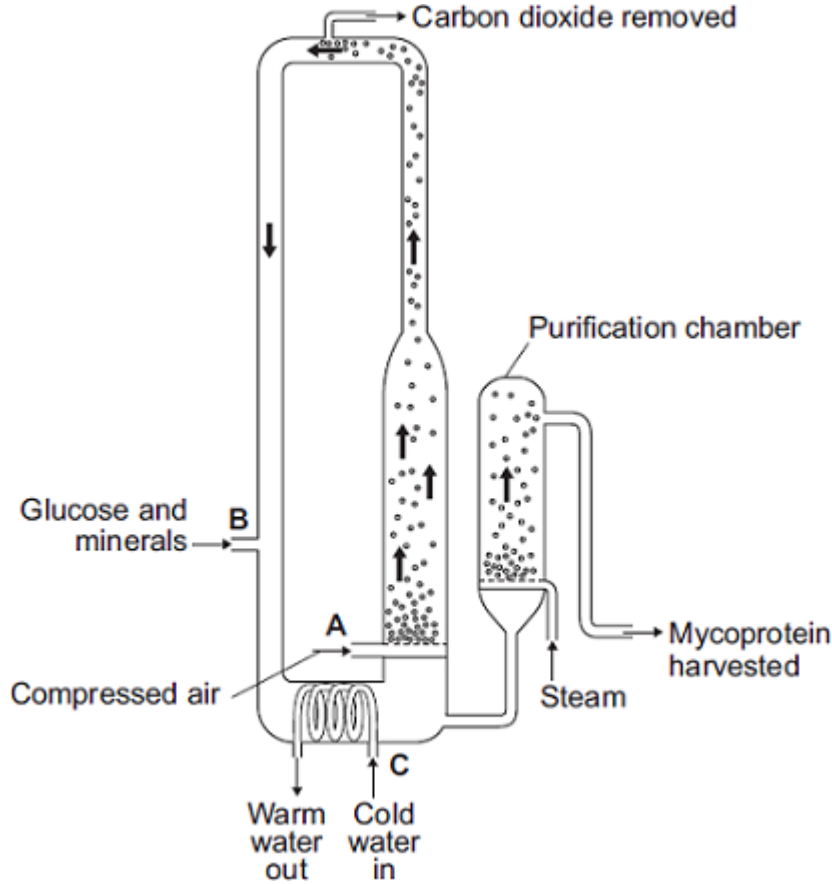


## EXAM PAPERS PRACTICE

For more help please visit <https://www.exampaperspractice.co.uk/>

**Q5.** The diagram shows a fermenter. This fermenter is used for growing the fungus *Fusarium*.

*Fusarium* is used to make mycoprotein.



(a) Bubbles of air enter the fermenter at **A**.

Give **two** functions of the air bubbles.

1.....

.....

2.....

.....

(2)

(b) Why is glucose added to the fermenter?

.....

.....

(1)



## EXAM PAPERS PRACTICE

For more help please visit <https://www.exampaperspractice.co.uk/>

- (c) The fermenter is prevented from overheating by the cold water flowing in through the heat exchanger coils at **C**.

Name the process that causes the fermenter to heat up.

.....

(1)

- (d) It is important to prevent microorganisms other than *Fusarium* growing in the fermenter.

- (i) Why is this important?

.....  
.....

(1)

- (ii) Suggest **one** way in which contamination of the fermenter by microorganisms could be prevented.

.....  
.....

(1)

- (e) Human cells cannot make some of the amino acids which we need. We must obtain these amino acids from our diet.

The table shows the amounts of four of these amino acids present in mycoprotein, in beef and in wheat.

Name of amino acid	Amount of amino acid per 100 g in mg			Daily amount needed by a 70 kg human in mg
	Mycoprotein	Beef	Wheat	
Lysine	910	1600	300	840
Methionine	230	500	220	910
Phenylalanine	540	760	680	980



## EXAM PAPERS PRACTICE

For more help please visit <https://www.exampaperspractice.co.uk/>

Threonine	610	840	370	490
-----------	-----	-----	-----	-----

A diet book states that mycoprotein is the best source of amino acids for the human diet.

Evaluate this statement.

Remember to include a conclusion in your evaluation.

.....

.....

.....

.....

.....

.....

.....

.....

.....

.....

.....

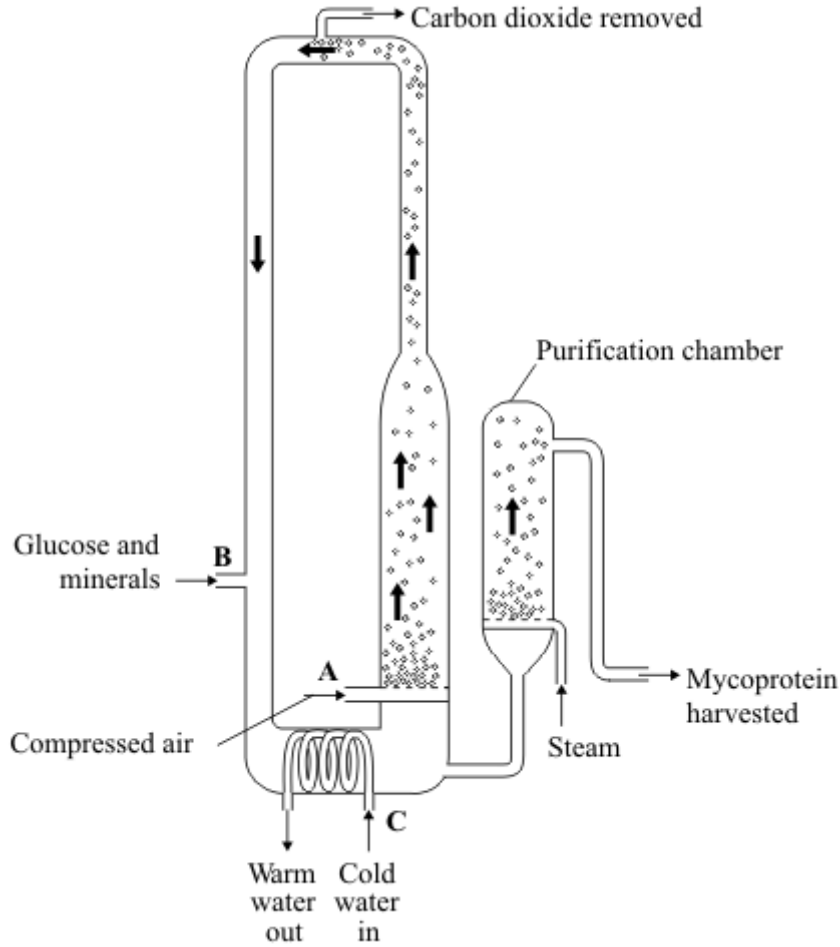
(4)  
(Total 10 marks)



## EXAM PAPERS PRACTICE

For more help please visit <https://www.exampaperspractice.co.uk/>

- Q6.** The diagram shows a fermenter. This fermenter is used for growing the fungus *Fusarium* which is used to make mycoprotein.



- (a) Bubbles of air enter the fermenter at **A**.

Give **two** functions of the air bubbles.

1 .....

.....

2 .....

.....

(2)

- (b) Glucose is added to the fermenter at **B**.

Explain why glucose is added.



## EXAM PAPERS PRACTICE

For more help please visit <https://www.exampaperspractice.co.uk/>

.....  
.....

(1)

- (c) The fermenter is prevented from overheating by the cold water flowing in through the heat exchanger coils at **C**.

Explain what causes the fermenter to heat up.

.....  
.....

(1)

- (d) It is important to prevent microorganisms other than *Fusarium* from growing in the fermenter.

- (i) Why is this important?

.....  
.....

(1)

- (ii) Suggest **two** ways in which contamination of the fermenter by microorganisms could be prevented.

1

.....  
.....

2

.....  
.....

.....  
.....

(2)

- (e) Human cells cannot make some of the amino acids which we need. We must obtain



## EXAM PAPERS PRACTICE

For more help please visit <https://www.exampaperspractice.co.uk/>  
these amino acids from our diet.

The table shows the amounts of four of these amino acids present in mycoprotein, in beef and in wheat.

Name of amino acid	Amount of amino acid per 100 g in mg			Daily amount needed by a 70 kg human in mg
	Mycoprotein	Beef	Wheat	
Lysine	910	1600	300	840
Methionine	230	500	220	910
Phenylalanine	540	760	680	980
Threonine	610	840	370	490

A diet book states that mycoprotein is the best source of amino acids for the human diet.

Evaluate this statement.

Remember to include a conclusion in your evaluation.

.....

.....

.....

.....

.....

.....

.....

.....

.....

(4)  
(Total 11 marks)





**EXAM PAPERS PRACTICE**

For more help please visit <https://www.exampaperspractice.co.uk/>

- Q7.** (a) The concentration of sulfate ions was measured in the roots of barley plants and in the water in the surrounding soil.

The table shows the results.

	Concentration of sulfate ions in mmol per dm <sup>3</sup>
Roots of barley plants	1.4
Soil	0.15

Is it possible for the barley roots to take up sulfate ions from the soil by diffusion?

Draw a ring around your answer. **Yes / No**

Explain your answer.

.....

.....

.....

.....

**(2)**

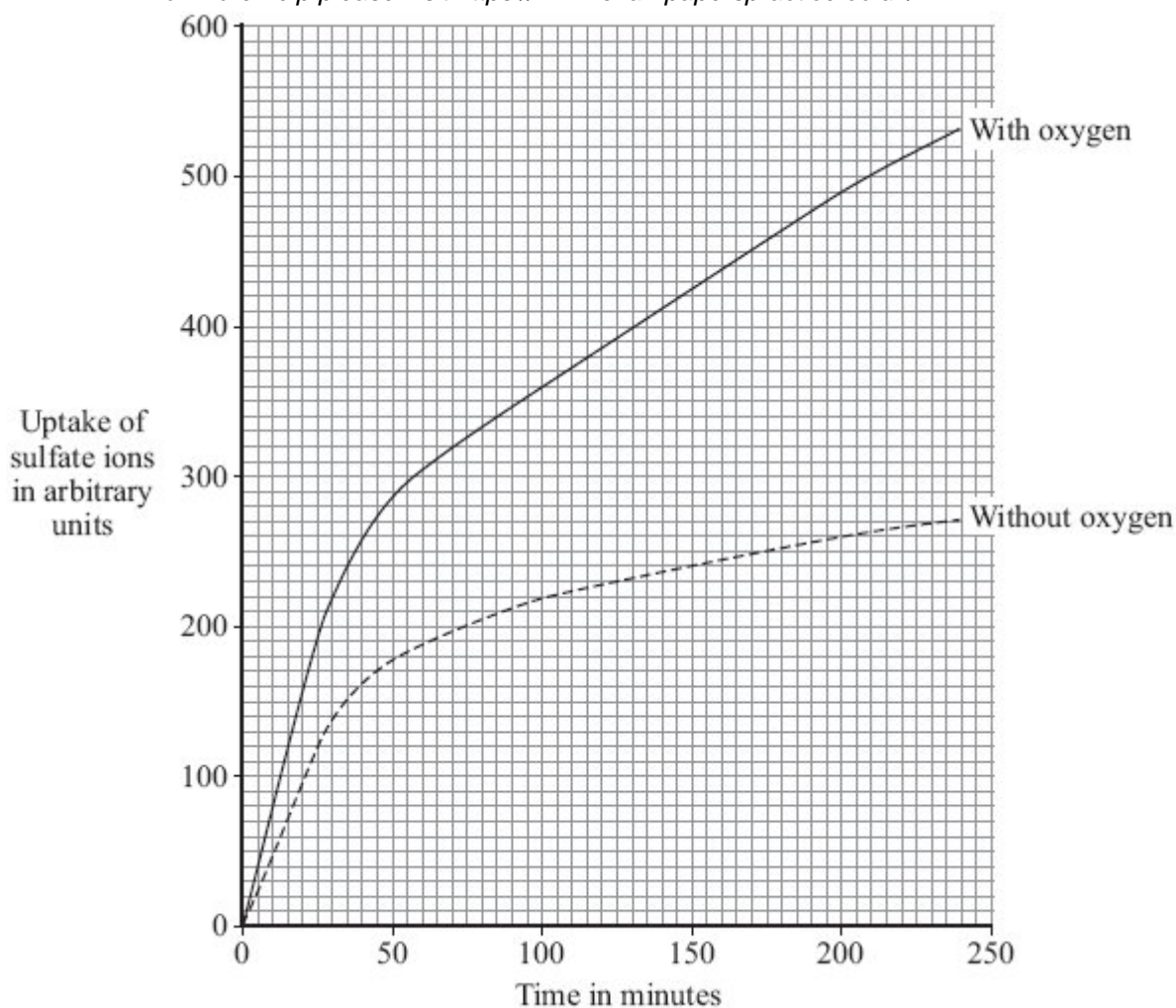
- (b) Some scientists investigated the amounts of sulfate ions taken up by barley roots in the presence of oxygen and when no oxygen was present.

The graph below shows the results.



## EXAM PAPERS PRACTICE

For more help please visit <https://www.exampaperspractice.co.uk/>



- (i) The graph shows that the rate of sulfate ion uptake between 100 and 200 minutes, **without** oxygen, was 0.4 arbitrary units per minute.

The rate of sulfate ion uptake between 100 and 200 minutes, **with** oxygen, was greater.

How much greater was it? Show clearly how you work out your answer.

.....  
.....  
.....

Answer ..... arbitrary units

(2)



## EXAM PAPERS PRACTICE

For more help please visit <https://www.exampaperspractice.co.uk/>

- (ii) The barley roots were able to take up more sulfate ions with oxygen than without oxygen.

Explain how.

.....

.....

.....

.....

.....

.....

(3)  
(Total 7 marks)