



EXAM PAPERS PRACTICE

# Homeostasis

Level: GSCE AQA 8461

Subject: Biology

Exam Board: Suitable for all boards

Topic: Homeostasis

Level: Hard

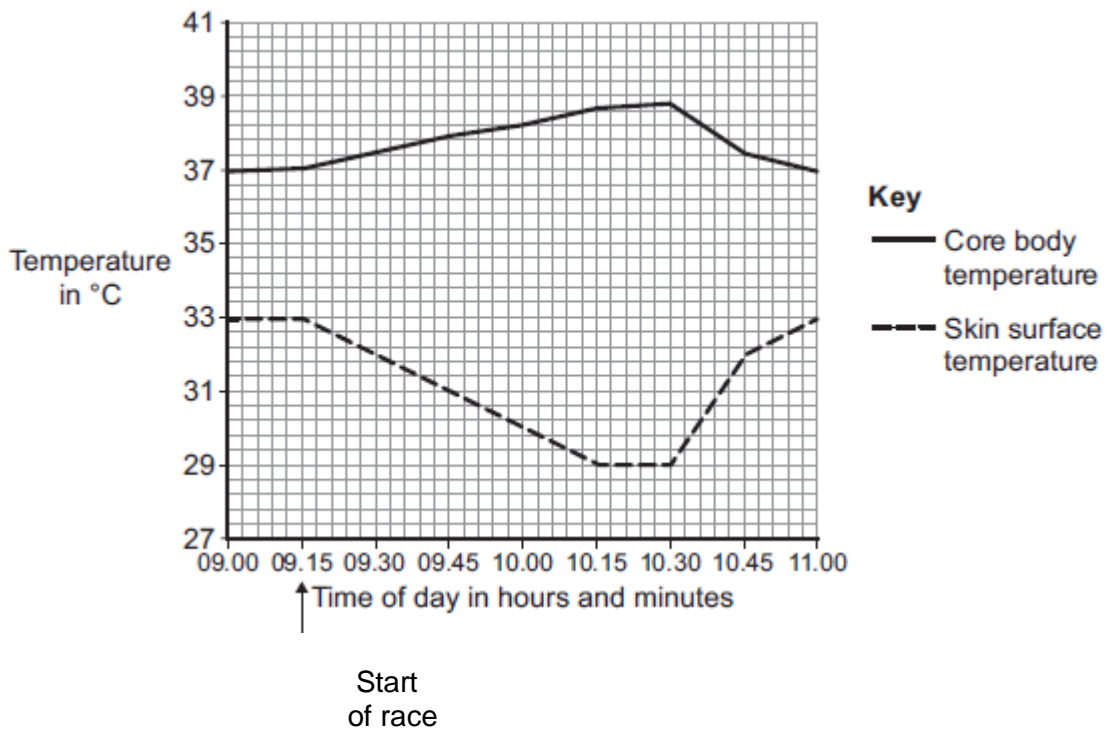
This is to be used by all students preparing for AQA Biology 8461 foundation or higher tier but it is also suitable for students of other boards



## EXAM PAPERS PRACTICE

For more help please visit <https://www.exampaperspractice.co.uk/>

**Q1.** The graph shows the core body temperature and the skin surface temperature of a cyclist before, during and after a race.



- (a) (i) When the cyclist finished the race, his core body temperature started to decrease.

How long did the race last?

.....

(1)

- (ii) Describe and explain the different patterns shown in the core body temperature and skin surface temperature between 09.15 and 10.15.

.....  
.....  
.....  
.....



**EXAM PAPERS PRACTICE**

For more help please visit <https://www.exampaperspractice.co.uk/>

.....

.....

.....

.....

.....

.....

.....

.....

.....

**(6)**

(iii) After 10.30, the core body temperature decreased.

Explain how changes in the blood vessels supplying the skin caused the skin surface temperature to increase.

.....

.....

.....

.....

.....

.....

**(2)**

(b) During the race, the cyclist's blood glucose concentration began to decrease.

Describe how the body responds when the blood glucose concentration begins to decrease.

.....

.....

.....

.....

.....



**EXAM PAPERS PRACTICE**

*For more help please visit <https://www.exampaperspractice.co.uk/>*

.....

.....

.....

**(3)**  
**(Total 12 marks)**



**EXAM PAPERS PRACTICE**

For more help please visit <https://www.exampaperspractice.co.uk/>

**Q2.** Humans maintain an almost constant body temperature.

(a) Describe the role of blood vessels in the control of body temperature.

.....

.....

.....

.....

.....

.....

.....

.....

.....

.....

**(4)**

(b) An athlete can run a marathon in 2 hours 15 minutes on a dry day in outside temperatures up to 35 °C.

If the air is dry, his body will **not** overheat.

In humid conditions the same athlete can run the marathon in the same time. However, in humid conditions, if the outside temperature goes over 18 °C then his body **will** overheat.

Suggest an explanation for the athlete overheating in humid conditions.

.....

.....

.....

.....

.....

.....

.....

.....

**(3)**

**(Total 7 marks)**



**EXAM PAPERS PRACTICE**

For more help please visit <https://www.exampaperspractice.co.uk/>

**Q3.(a)** Which organ in the body monitors the concentration of glucose (sugar) in the blood?

.....

**(1)**

(b) In a healthy person, insulin prevents high levels of glucose in the blood. To make insulin, cells in the pancreas need amino acids.

Amino acids cannot be stored in the body.

Describe, as fully as you can, what happens to amino acids that cannot be stored in the body.

.....  
.....  
.....  
.....  
.....  
.....  
.....  
.....  
.....

**(3)**

**(Total 4 marks)**



## EXAM PAPERS PRACTICE

For more help please visit <https://www.exampaperspractice.co.uk/>

**Q4.** Urine consists of water, ions and other substances such as urea.

Urine is formed in the kidney by filtering the blood.

The diameter of the pores in the filter is about 6 nanometres.

The table shows the diameters of the molecules of some of the substances in the blood.

Substance	Diameter of molecule in nanometres
A	10 to 20
B	1
C	0.6
D	0.5
E	0.2

Use information from the table and your own knowledge to answer the questions.

(a) (i) Which substance, **A**, **B**, **C**, **D** or **E**, is protein?

(1)

(ii) Protein is **not** found in the urine of a healthy person.

Explain why.

.....

.....

.....

.....

.....

.....

(2)

(b) Substance **B** is **not** found in the urine of a healthy person.  
Suggest an explanation for this.



**EXAM PAPERS PRACTICE**

For more help please visit <https://www.exampaperspractice.co.uk/>

.....  
.....  
.....  
.....  
.....  
.....

(2)

- (c) Haemolytic anaemia is a disease in which some of the red blood cells burst open.

Small amounts of haemoglobin may be found in the urine of a person suffering from haemolytic anaemia.

The diameter of a haemoglobin molecule is 5.5 nanometres.

Haemoglobin is **not** found in the urine of a healthy person, but haemoglobin can be found in the urine of a person with haemolytic anaemia.

Explain why.

.....  
.....  
.....  
.....  
.....  
.....  
.....  
.....

(3)

(Total 8 marks)





### EXAM PAPERS PRACTICE

For more help please visit <https://www.exampaperspractice.co.uk/>

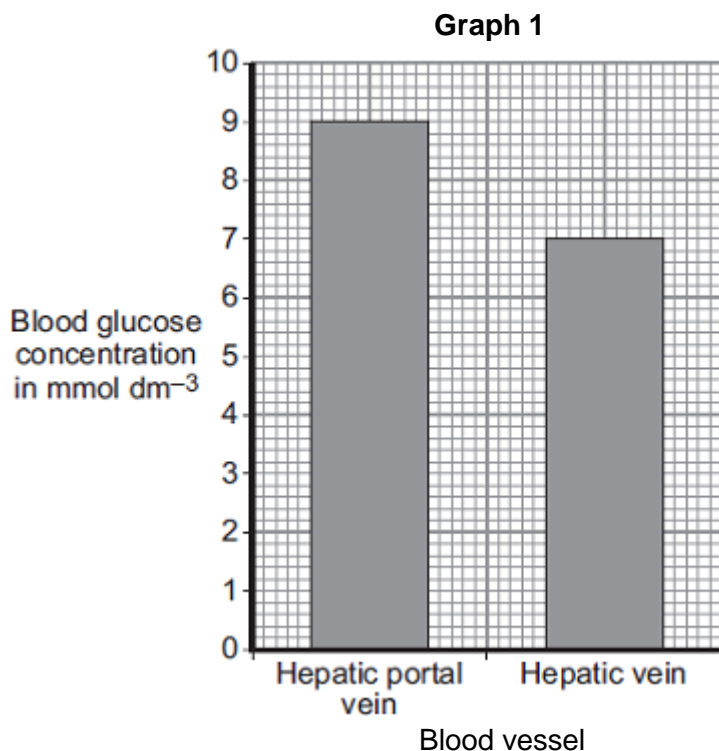
**Q5.** The pancreas and the liver are both involved in the control of the concentration of glucose in the blood.

The liver has two veins:

- the hepatic portal vein taking blood from the small intestine to the liver
- the hepatic vein taking blood from the liver back towards the heart.

Scientists measured the concentration of glucose in samples of blood taken from the hepatic portal vein and the hepatic vein. The samples were taken 1 hour and 6 hours after a meal.

**Graph 1** shows the concentration of glucose in the two blood vessels 1 hour after the meal.



(a) The concentration of glucose in the blood of the two vessels is different. Explain why.

.....

.....

.....

.....

.....

.....

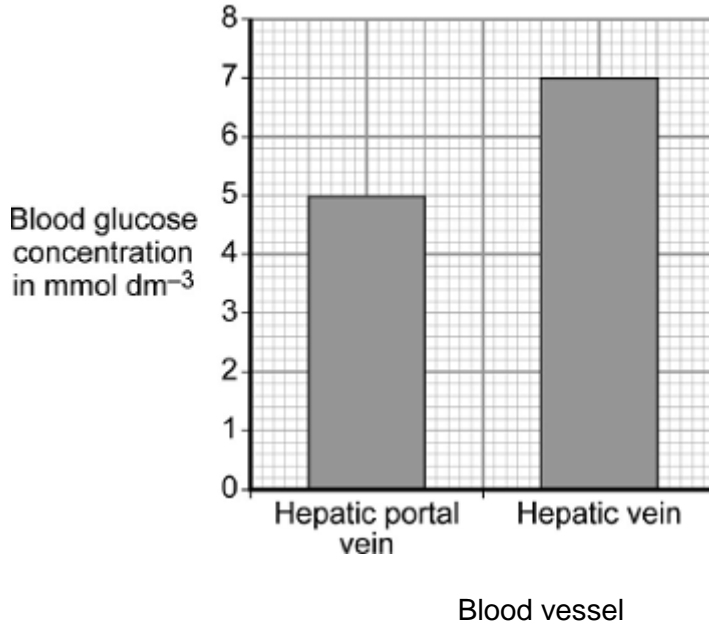


**EXAM PAPERS PRACTICE**

For more help please visit <https://www.exampaperspractice.co.uk/>

- (b) **Graph 2** shows the concentration of glucose in the two blood vessels 6 hours after the meal.

**Graph 2**



- (i) The concentration of glucose in the blood in the hepatic portal vein 1 hour after the meal is different from the concentration after 6 hours.

Why?

.....  
.....

(1)

- (ii) The person does **not** eat any more food during the next 6 hours after the meal.

However, 6 hours after the meal, the concentration of glucose in the blood in the hepatic vein is higher than the concentration of glucose in the blood in the hepatic portal vein.

Explain why.

.....



**EXAM PAPERS PRACTICE**

*For more help please visit <https://www.exampaperspractice.co.uk/>*

.....

.....

.....

.....

.....

**(3)**  
**(Total 7 marks)**



**EXAM PAPERS PRACTICE**

For more help please visit <https://www.exampaperspractice.co.uk/>

**Q6.** One group of scientists is working in a hot desert and another group is working in a tropical rainforest.

The table shows information about the scientists and the conditions in the desert and the rainforest.

Information	Hot desert	Rainforest
Mean core body temperature of scientists in °C	37.3	38.9
Air temperature in °C	36.0	35.5
Mean percentage concentration of moisture in the air	9.0	92.0
Mean wind speed at ground level in metres per second	12.0	3.0

(a) Both groups of scientists are doing similar jobs. The jobs cause the scientists to sweat a lot.

Use information from the table to explain the difference in the mean core body temperature of the two groups of scientists.

.....

.....

.....

.....

.....

(2)

(b) Changes to blood vessels in the skin help to decrease body temperature.

Explain how.

.....

.....

.....

.....

.....



**EXAM PAPERS PRACTICE**

For more help please visit <https://www.exampaperspractice.co.uk/>

(2)  
(Total 4 marks)

**Q7.** Use your knowledge of how the kidney works to answer the following questions.

(a) Blood plasma contains mineral ions, glucose, urea and proteins.

Explain why urine contains mineral ions and urea, but **no** glucose or protein.

.....

.....

.....

.....

.....

.....

.....

.....

(4)

(b) A man ate and drank the same amounts of the same substances and he did the same amount of exercise on two different days. On one of the two days the weather was hot and on the other day the weather was cold.

The man's urine contained a higher concentration of mineral ions and urea on the hot day than on the cold day.

Explain why.

.....

.....

.....

.....

.....

.....

.....

.....

(4)



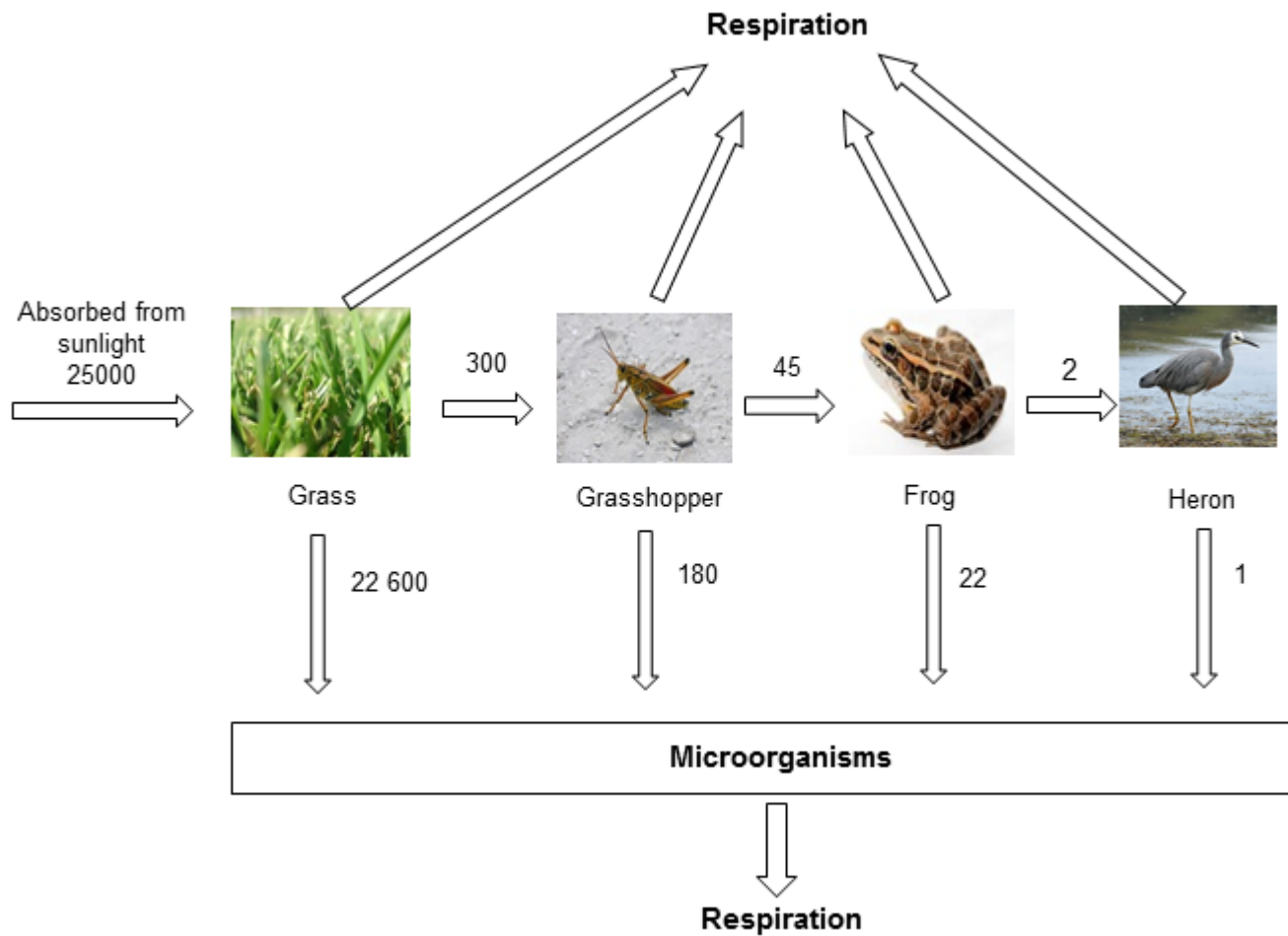
**EXAM PAPERS PRACTICE**

For more help please visit <https://www.exampaperspractice.co.uk/>

**(Total 8 marks)**

**Q8.** The diagram shows the annual energy flow through 1 m<sup>2</sup> of a habitat.

The unit, in each case, is kJ per m<sup>2</sup> per year.



(a) Calculate the percentage of the energy absorbed by the grass from sunlight that is transferred to the frog.

Show clearly how you work out your answer.

.....  
.....

Answer ..... %

**(2)**

(b) All of the energy the grass absorbs from the sun is eventually lost to the surroundings.

In what form is this energy lost?



## EXAM PAPERS PRACTICE

For more help please visit <https://www.exampaperspractice.co.uk/>

.....

(1)

- (c) Food chains are usually **not** more than five organisms long.

Explain why.

To gain full marks you must use data from the diagram.

.....

.....

.....

.....

(2)

- (d) In this habitat microorganisms help to recycle materials.

Explain how.

.....

.....

.....

.....

.....

.....

(3)

(Total 8 marks)