
Urban Issues and Challenges

These practice questions can be used by students and teachers and is

Suitable for GCSE AQA Geography Topic Questions 8035

Level: GCSE AQA 8035

Subject: Geography

Exam Board: GCSE AQA

Topic: Urban Issues and Challenges

GCSE GEOGRAPHY

Name:

Urban Issues and Challenges

Complete the questions by typing in the answer boxes, which will expand as necessary.

Then fill in the self-assessment form as fully as you can to help you reflect on your work.

- 1 Which term is best defined by the phrase, 'the increasing percentage of the population living in towns and cities'?

Put an X in **one** box only.

A Urban sprawl

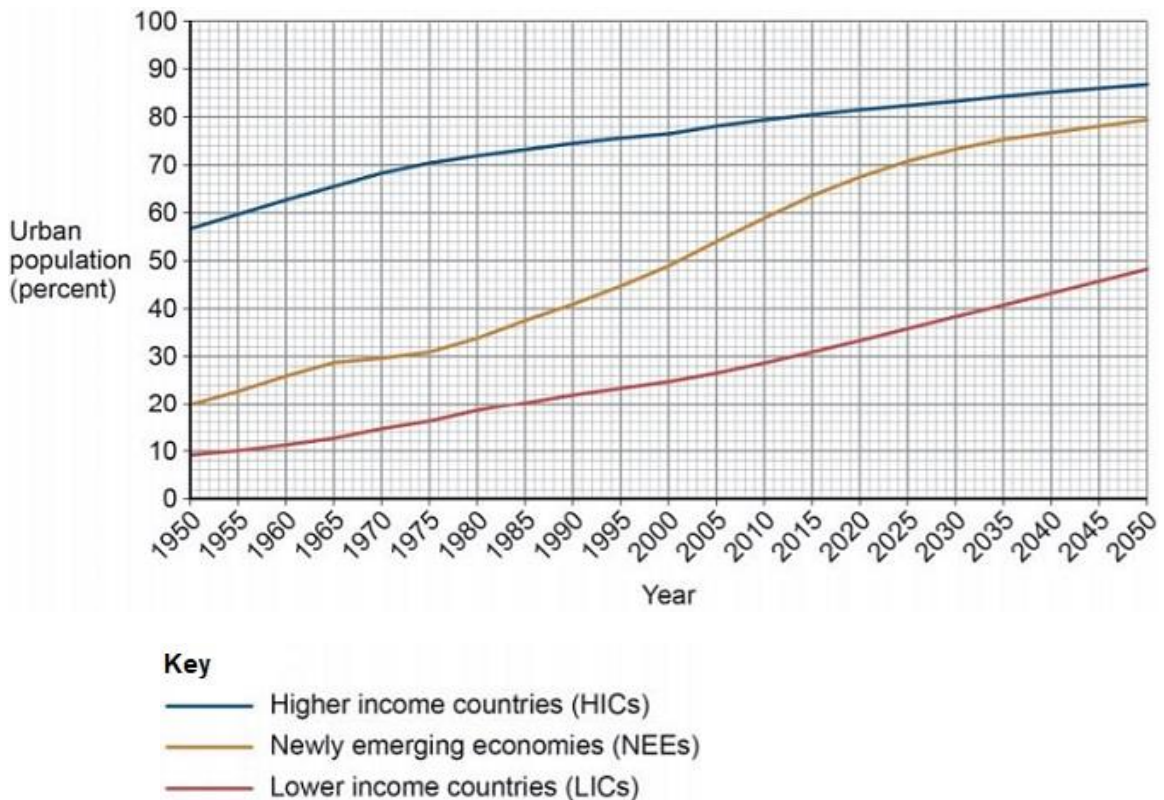
B Urbanisation

C Migration

D Urban regeneration

(Total 1 mark)

- 2 Study the graph below showing the percentage of the population living in urban areas in different parts of the world 1950–2050 (projected).



Complete the following paragraph to describe the changes shown in the graph above.

Choose the **three** correct answers from this list:

- | | | |
|------------------|----------------|-----------------|
| HICs | doubled | NEEs |
| slow down | trebled | speed up |

The smallest increase in percentage of urban population 1950–2050 is expected

to be in

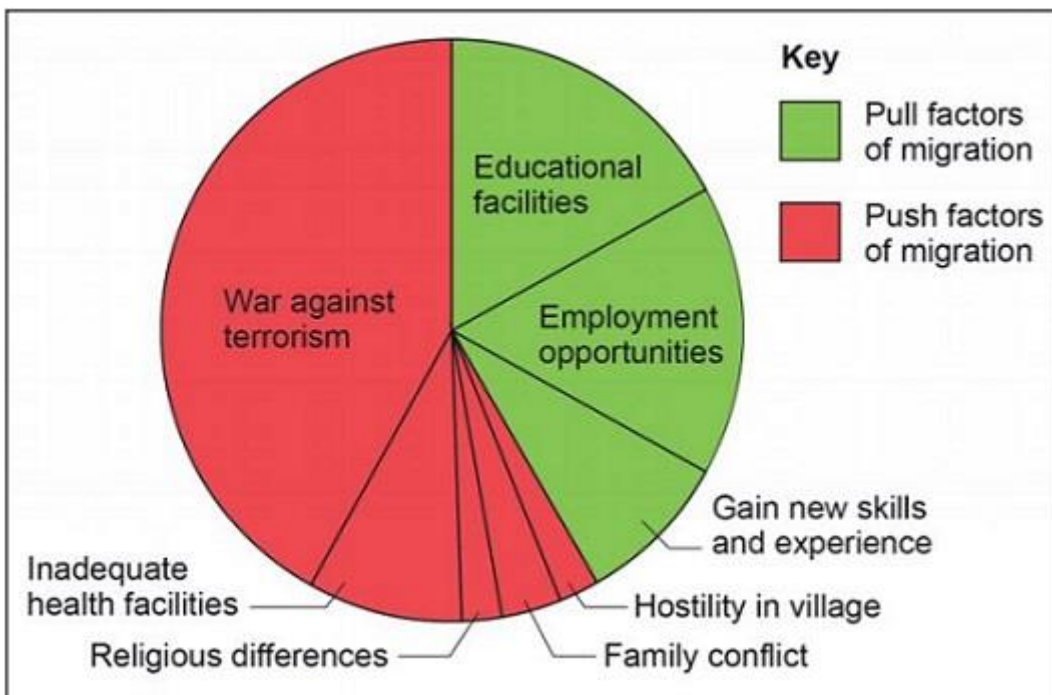
From 2020 the rate of increase is expected to in NEEs.

Between 2000 and 2050, lower income countries are projected to have almost

in the percentage living in urban areas.

(Total 3 marks)

3 Study the pie chart showing the reasons for rural–urban migration in a region box of Pakistan, a country in Asia.



Describe the pattern of reasons for migration shown in the pie chart.

(Total 2 marks)

4 Suggest two reasons for the slow rate of urban growth in many higher income countries (HICs).

Reason 1:

Reason 2:

(Total 2 marks)

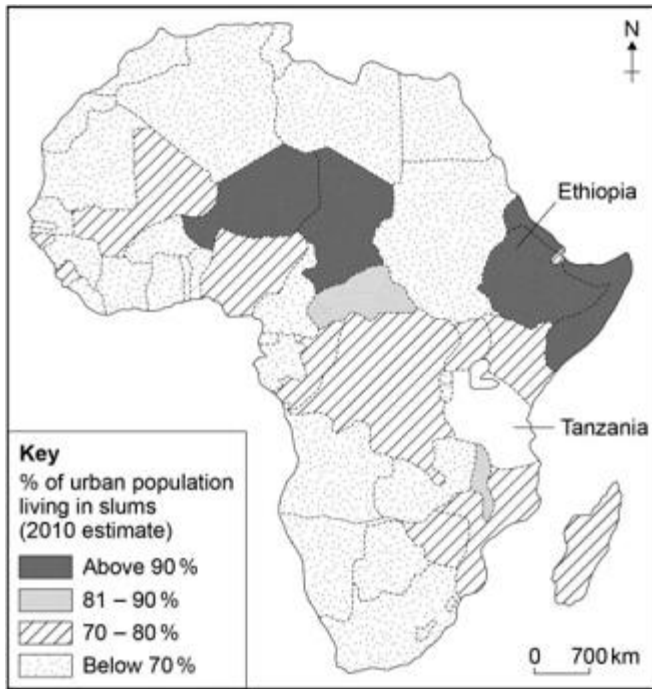
- 5 Study the photograph of a rubbish dump in the Payatas slum in Manila, a city in the Philippines.



Suggest **one** opportunity for people shown in the photograph.

(Total 2 marks)

- 6 Study the choropleth map showing the percentage of the urban population living in slums in African countries (2010 estimate).



(a) What shading should be used to complete the map?

Estimated percentage (%) of urban population living in slums:

Tanzania – 80%

Put an X in **one** box only.

- | | | |
|---|---|--------------------------|
| A |  | <input type="checkbox"/> |
| B |  | <input type="checkbox"/> |
| C |  | <input type="checkbox"/> |
| D |  | <input type="checkbox"/> |

(1)

(b) What is the estimated percentage of urban population living in slums in Ethiopia?

Put an X in **one** box only.

- | | | |
|---|-----------|--------------------------|
| A | Above 90% | <input type="checkbox"/> |
| B | 81 – 90% | <input type="checkbox"/> |
| C | 70 – 80% | <input type="checkbox"/> |
| D | Below 70% | <input type="checkbox"/> |

(1)

(c) In how many countries shown on the map is it estimated that between 81–90% of the urban population live in slums?

(1)

(Total 3 marks)

- 7 Study the photograph below showing part of a squatter settlement.



- (a) List **three** characteristics of this squatter settlement that are visible in the picture above.

(3)

- (b) Suggest how **one or more** of the conditions shown in the figure above affects the lives of the people living there.

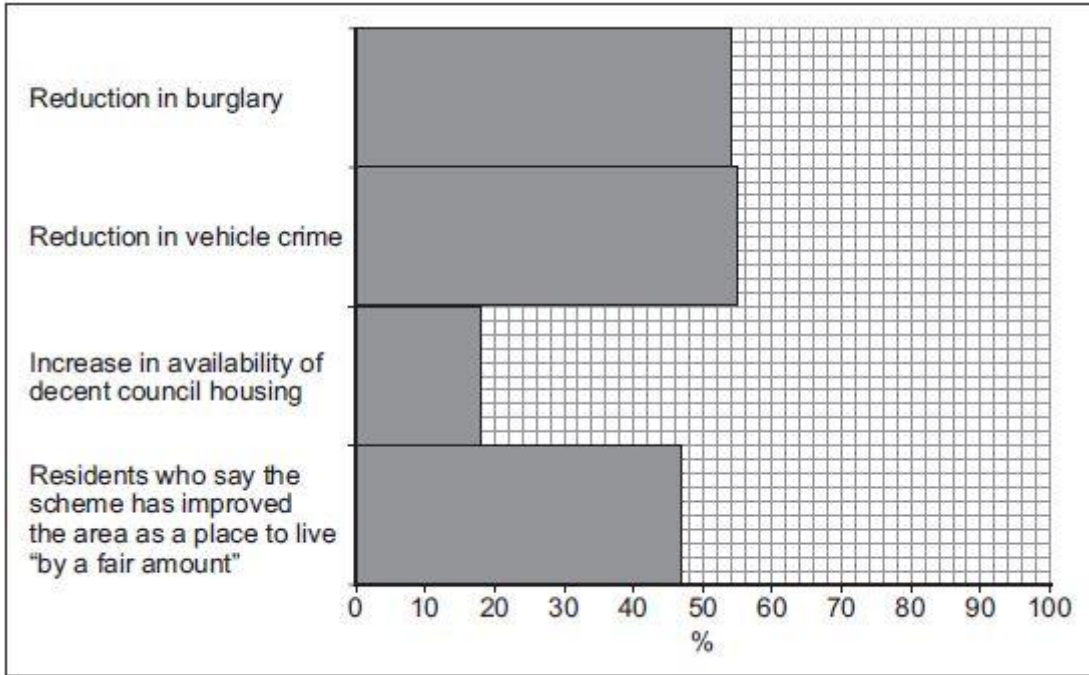
(4)

(Total 7 marks)

- 8 Outline one way that international migration has led to change in the character of a named UK city.

(Total 2 marks)

9 Study the figure below, a graph showing some improvements resulting from one government inner city scheme.



Use the figure above to explain how residents have benefited from the scheme.

(Total 3 marks)

10 What is sustainable urban living?

(Total 1 mark)

11 Traffic congestion is a problem in many urban areas.

Explain how traffic congestion can be reduced.

(Total 4 marks)

Feedback Form Instructions

When you have answered as many questions as you can, complete the form on the last page to help you reflect on your work.

How to fill in the form

- Put your confidence score in Column C. This is not about the number of marks you achieved but how sure you felt while you were answering the question.

| Confidence | Definition |
|------------|---|
| 0 | I didn't answer this one |
| 1 | I guessed the answer |
| 2 | I needed help with the answer |
| 3 | I understood the question but wasn't sure about my answer |
| 4 | I was fairly confident I would get most of the marks |
| 5 | I was sure my answer was correct and I would get full marks |

- Use the mark scheme to check your answers.

Put the mark you think you achieved in Column Mark.

- Write an overall comment about how you felt each question went.

- If you got help, make a note in the comment box specifying the source: internet, friend, book, parent or tutor.

- Complete 'I can...' and 'I need to...' sentences.

- 'I can...' sentences might include the questions you found easiest to answer, got the most marks for or felt the most confident about.
- 'I need to...' sentences might include areas you need to revise, questions you want to ask your teacher or the next topic or skill you want to work on.

- Return the form to your teacher.

Urban Issues and Challenges

Feedback form

Name

| Qu | Total marks | Self-assessment | | |
|--|-------------|-----------------|------|---------|
| | | C | Mark | Comment |
| 1 | 1 | | | |
| 2 | 3 | | | |
| 3 | 2 | | | |
| 4 | 2 | | | |
| 5 | 2 | | | |
| 6 | 3 | | | |
| 7 | 7 | | | |
| 8 | 2 | | | |
| 9 | 3 | | | |
| 10 | 1 | | | |
| 11 | 4 | | | |
| Overall I can I need to | | | | |

| Qu | Total marks | Teacher review | |
|--|-------------|----------------|---------|
| | | Mark | Comment |
| 1 | 1 | | |
| 2 | 3 | | |
| 3 | 2 | | |
| 4 | 2 | | |
| 5 | 2 | | |
| 6 | 3 | | |
| 7 | 7 | | |
| 8 | 2 | | |
| 9 | 3 | | |
| 10 | 1 | | |
| 11 | 4 | | |
| Overall You can <p>You need to</p> | | | |