

# Resource Management Overview and Water

These practice questions can be used by students and teachers and is  
Suitable for GCSE AQA Geography Topic Questions 8035

**Level: GCSE AQA 8035**

**Subject: Geography**

**Exam Board: GCSE AQA**

**Topic: Resource Management Overview and Water**

GCSE GEOGRAPHY

Name:

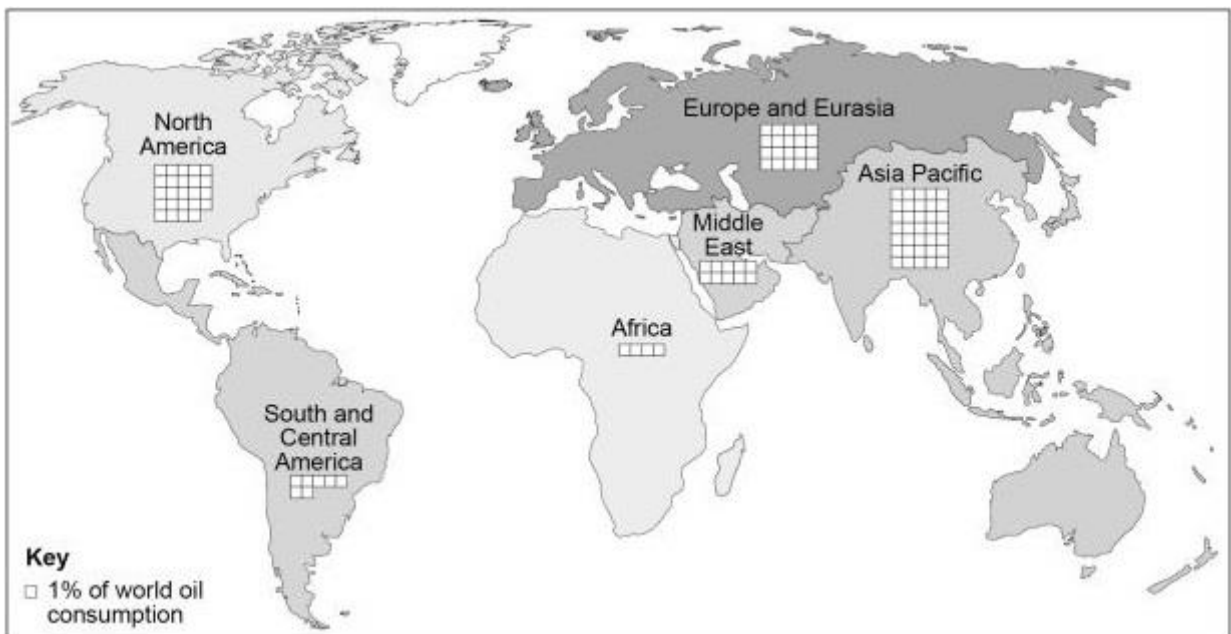
### Resource Management Overview and Water

Complete the questions by typing in the answer boxes, which will expand as necessary.

Then fill in the self-assessment form as fully as you can to help you reflect on your work.

### Resource Management Overview

1 Study the map below showing world oil consumption in 2016.



(a) What is the difference between Africa and North America's share of world oil consumption shown in the map above.

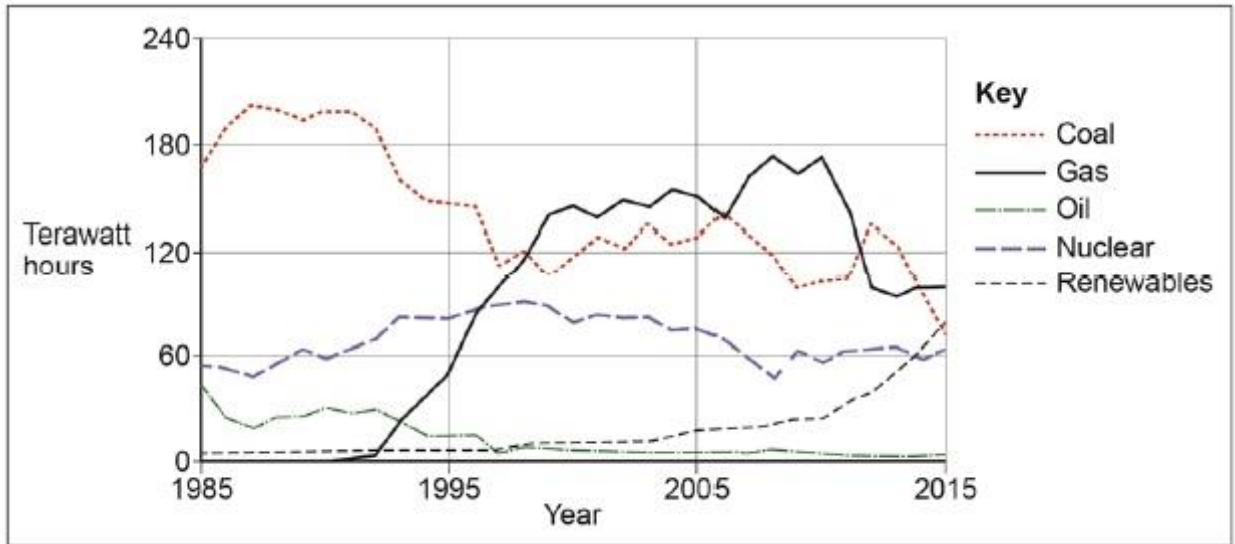
(1)

(b) Using the map and your own understanding, suggest how inequalities in the consumption of resources influence well-being.

(3)

(Total 4 marks)

2 Study the graph showing sources used to generate electricity in the UK (1985–2015).



(a) Use the graph to complete the paragraph below.

Choose the correct answers from this list.

- |                 |      |      |
|-----------------|------|------|
| fluctuated      | coal | 1992 |
| remained steady | oil  | 1989 |

The supply of electricity  between 1985 and 2015.

In 1985  was the main source used to generate electricity, supplying over 60%. By 2015 gas had become the number one source used to generate electricity, the rapid increase in the use of gas having started in

(3)

(b) Give **two** reasons why the use of coal decreased between 1985–2015.

(2)

(Total 5 marks)

3 Outline **one** advantage of the trend towards agribusiness in the UK.

(Total 2 marks)

4 How does increasing food miles lead to a larger carbon footprint?

(Total 2 marks)

5 Study the extract below, information about UK population and the proportion of people owning dishwashers.

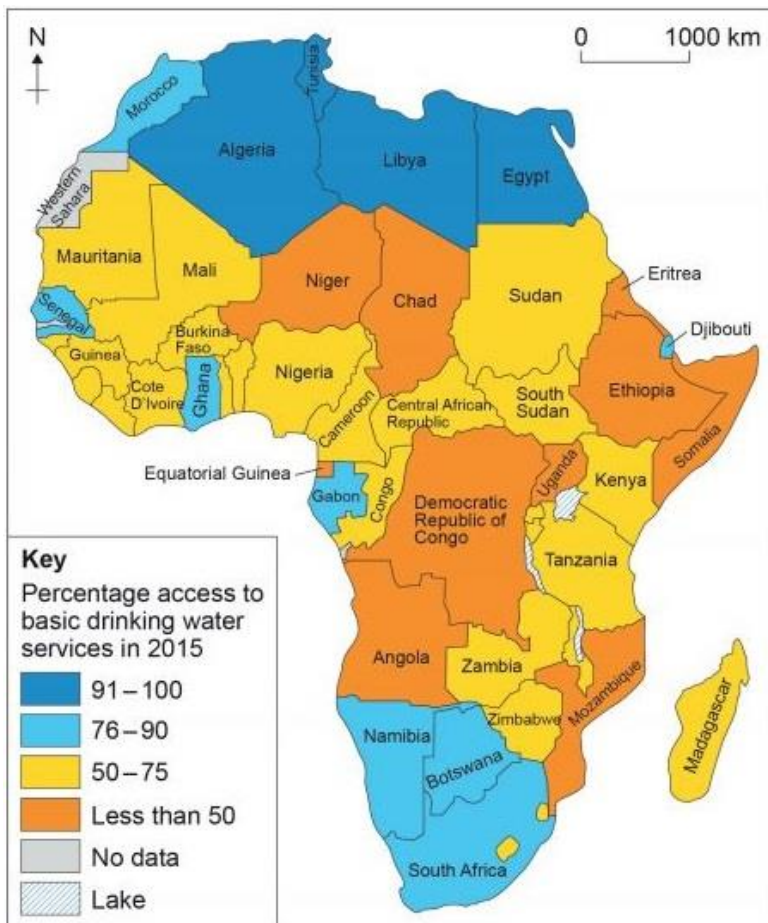
- The UK population is projected to increase over the next 25 years from 64.6 million in 2014 to 74.3 million in 2039.
- 27% owned dishwashers in 2001/02 and 40% in 2010.

Using the extract, outline why the demand for water is likely to increase in the future.

(Total 2 marks)

### Water

6 Study the map of Africa below showing percentage access to basic drinking water services in 2015.



(a) Name **one** country with a 91–100% access to basic drinking water services.

(1)

- (b) How many of the African countries shown in the map above had less than 50% access to basic drinking water services?

Put an X in **one** box only.

- |   |    |                          |
|---|----|--------------------------|
| A | 8  | <input type="checkbox"/> |
| B | 9  | <input type="checkbox"/> |
| C | 10 | <input type="checkbox"/> |
| D | 11 | <input type="checkbox"/> |

(1)

What percentage of the 48 countries in Africa for which data is shown had less than 50% access to basic drinking water services?

Answer to 1 decimal place.

(1)

- (c) Describe the distribution of countries which had 76–90% access to basic drinking water services as shown in the map above.

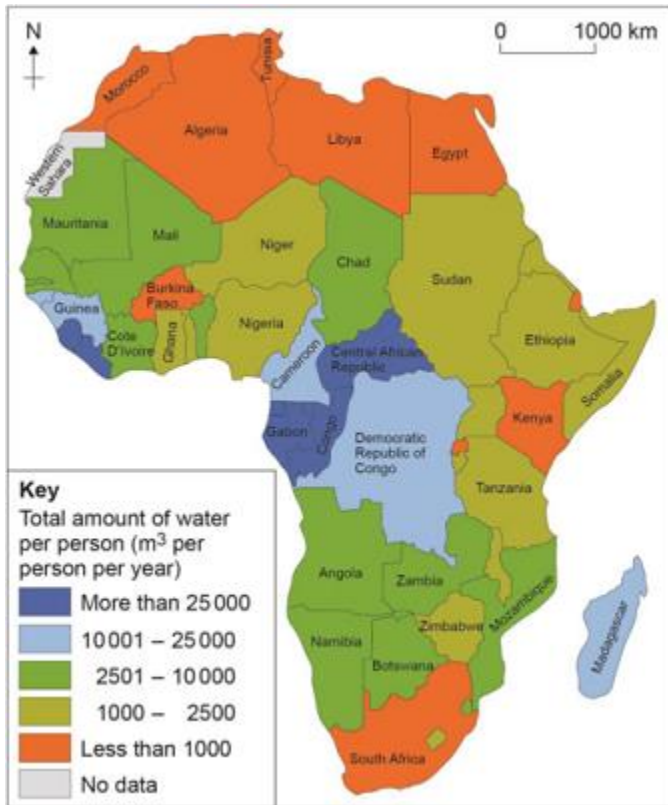
(2)

**(Total 5 marks)**

- 7 Outline one reason why some countries have a limited availability of water.

**(Total 2 marks)**

- 8 Study the map showing the total amount of water available per person in Africa in 2010.



(a) What was the total amount of water per person in Ethiopia in 2010?

Put an X in **one** box only.

- |   |   |  |
|---|---|--|
| A | Less than 1000 cubic metres per person per year |  |
| B | 1000–2500 cubic metres per person per year      |  |
| C | 2501–10 000 cubic metres per person per year    |  |
| D | 10 001–25 000 cubic metres per person per year  |  |

(1)

(b) Using the map, describe the distribution of countries in Africa where there was less than 1000 cubic metres of water per person per year in 2010.

(2)

(Total 3 marks)

### Feedback Form Instructions

When you have answered as many questions as you can, complete the form on the last page to help you reflect on your work.

#### How to fill in the form

- Put your confidence score in Column C. This is not about the number of marks you achieved but how sure you felt while you were answering the question.

Confidence	Definition
0	I didn't answer this one
1	I guessed the answer
2	I needed help with the answer
3	I understood the question but wasn't sure about my answer
4	I was fairly confident I would get most of the marks
5	I was sure my answer was correct and I would get full marks

- Use the mark scheme to check your answers.  
Put the mark you think you achieved in Column Mark.
- Write an overall comment about how you felt each question went.
  - If you got help, make a note in the comment box specifying the source: internet, friend, book, parent or tutor.
- Complete 'I can...' and 'I need to...' sentences.
  - 'I can...' sentences might include the questions you found easiest to answer, got the most marks for or felt the most confident about.
  - 'I need to...' sentences might include areas you need to revise, questions you want to ask your teacher or the next topic or skill you want to work on.
- Return the form to your teacher.

**Resource Management Overview and Water**

Feedback form

Name

Qu	Total marks	Self-assessment		
		C	Mark	Comment
1	4			
2	5			
3	2			
4	2			
5	2			
6	5			
7	2			
8	3			
<p><b>Overall</b></p> <p>I can .....</p> <p>I need to .....</p>				



Qu	Total marks	Teacher review	
		Mark	Comment
1	4		
2	5		
3	2		
4	2		
5	2		
6	5		
7	2		
8	3		
<p><b>Overall</b></p> <p>You can .....</p> <p>You need to .....</p>			