

GCE

Biology

Unit **F214**: Communication, Homeostasis & Energy

Advanced GCE

Mark Scheme for June 2016

OCR (Oxford Cambridge and RSA) is a leading UK awarding body, providing a wide range of qualifications to meet the needs of candidates of all ages and abilities. OCR qualifications include AS/A Levels, Diplomas, GCSEs, Cambridge Nationals, Cambridge Technicals, Functional Skills, Key Skills, Entry Level qualifications, NVQs and vocational qualifications in areas such as IT, business, languages, teaching/training, administration and secretarial skills.

It is also responsible for developing new specifications to meet national requirements and the needs of students and teachers. OCR is a not-for-profit organisation; any surplus made is invested back into the establishment to help towards the development of qualifications and support, which keep pace with the changing needs of today's society.

This mark scheme is published as an aid to teachers and students, to indicate the requirements of the examination. It shows the basis on which marks were awarded by examiners. It does not indicate the details of the discussions which took place at an examiners' meeting before marking commenced.















All examiners are instructed that alternative correct answers and unexpected approaches in candidates' scripts must be given marks that fairly reflect the relevant knowledge and skills demonstrated.

Mark schemes should be read in conjunction with the published question papers and the report on the examination.

OCR will not enter into any discussion or correspondence in connection with this mark scheme.

© OCR 2016

These are the annotations, (including abbreviations), including those used in scoris, which are used when marking

Annotation	Meaning
	Benefit of Doubt
	Contradiction
	Cross
	Error Carried Forward
	Given Mark
	Extendable horizontal wavy line
	Ignore
	Large dot (Key point attempted)
	Benefit of the doubt not given
	additional QWC credit given
	Tick
	Tick 1
	Tick 2
	Omission Mark

Question			Answer	Mark	Guidance
1	(a)		<p>1 (pancreas has) <u>pancreatic</u> duct ;</p> <p>2 (ducts) carry / transport / take , secretions / enzymes / pancreatic juice (to duodenum) ;</p> <p>3 (enzyme) not , released / secreted , directly into the blood ;</p>	2 max	<p>DO NOT CREDIT 'excretion' for 'secretion' on first occasion then apply ecf</p> <p>1 IGNORE ref to the other ducts</p> <p>2 CREDIT enzymes secreted into duct ACCEPT substances / molecules for 'secretions' DO NOT CREDIT incorrect ref to hormones DO NOT CREDIT ref to <i>ducts</i> secreting enzymes</p> <p>3 DO NOT CREDIT incorrect ref to hormones IGNORE 'not transported in the blood'</p> <p>Note 'it releases enzymes into the pancreatic duct' = 2 marks (mps 1 and 2)</p>
1	(b)	(i)	islet(s) of Langerhan(s) ;	1	<p>Mark the first answer. If the answer is correct and an additional answer is given that is incorrect or contradicts the correct answer then = 0 marks</p> <p>ACCEPT α <u>and</u> β / alpha <u>and</u> beta , cells DO NOT CREDIT a / b / A / B , cells DO NOT CREDIT acinar cells</p>
1	(b)	(ii)	erythrocyte / red blood cell ;	1	<p>Mark the first answer. If the answer is correct and an additional answer is given that is incorrect or contradicts the correct answer then = 0 marks</p> <p>IGNORE RBC IGNORE ref to blood vessel</p>

Question			Answer	Mark	Guidance
1	(c)	(i)	<p>1 increase (in blood sugar) is detected (by β cells) ;</p> <p>2 <i>idea that takes time for</i> depolarisation (in β cells) ;</p> <p>3 <i>time needed for <u>β cells</u> to , produce / release , insulin ;</i></p>	2 max	<p>DO NOT CREDIT 'B' or 'b' cell on first occasion then apply ecf A description of a <i>sequence</i> of events provides a timeline</p> <p>2 <i>time for</i> making sure that there is enough ATP / ion channels open / to pump out K^+ / for Ca^{2+} to enter</p> <p>3 DO NOT CREDIT ref to α cell(s)</p>
1	(c)	(ii)	<p>1 there should be no straight line(s) (on the graph) or line(s) (should) , rise and fall / fluctuate ;</p> <p>2 glucose <u>and</u> insulin levels fluctuate ;</p> <p>3 insulin levels (should) rise (and fall) after those of glucose ;</p> <p>4 (glucose) level , maintained around / returned to , the norm(al) / a set point / a set value ;</p> <p>5 ref to negative feedback / homeostasis ;</p>	3 max	<p>DO NOT CREDIT in the context of eating a meal</p> <p>2 Must be a statement that implies both levels change</p> <p>4 CREDIT 'within narrow limits' / 'relatively constant' IGNORE optimum CREDIT maintained at , 80 – 120 mg 100cm⁻³ / 4 – 6 mmol dm⁻³ for the glucose value</p>
			QWC ;	1	<p>Award if 3 of the following terms have been used in a correct context with correct spelling: set (point / value) norm(al) negative feedback homeostasis</p>

Question			Answer	Mark	Guidance
1	(d)	(i)	to ensure that the (blood) glucose , is at its , base (level) / low (level) / normal (level) ;	1	ACCEPT 'sugar' instead of 'glucose' ACCEPT to make sure that the glucose (level) is not , raised / high ACCEPT to make sure that the rise in blood glucose is only due to the (tested) food eaten DO NOT CREDIT ref to no , sugar / carbohydrate
1	(d)	(ii)	<p>1 50 g of <u>glucose</u> must be used ;</p> <p>2 the data for glucose should be obtained for the same (ten) people (to eliminate differences between individuals) ;</p> <p>3 same age / same age range (as people in original test) ;</p> <p>4 same gender balance (as in original test) ;</p> <p>5 have the same level of activity (during the test) ;</p> <p>6 be at the same temperature ;</p> <p>7 don't eat or drink anything else (during the test) ;</p> <p>8 same , body mass / BMI ;</p>	2 max	<p>IGNORE ref to volume of blood taken or where in the body it is taken from IGNORE same number of people</p> <p>1 CREDIT ref to same mass as test carbohydrate IGNORE amount</p> <p>7 CREDIT 'only drinks water' (during the test)</p> <p>8 ACCEPT same weight IGNORE same build</p>

Question			Answer	Mark	Guidance
1	(d)	(iii)	<p>1 (absorption / effect on blood glucose) , variable from person to person ;</p> <p>2 it reduces the effect of , outliers / anomalous values ;</p>	1 max	IGNORE ref to accuracy / precision / reliability / validity
			Total	14	

Question		Answer	Mark	Guidance
2	(a)	<p>1 greater light <u>intensity</u> on a sunny day / less light <u>intensity</u> on a cloudy day ;</p> <p>2 oxygen produced during , photosynthesis / photolysis / light dependent stage ;</p> <p>3 (more) oxygen trapped within weed increases buoyancy ;</p>	2 max	<p>IGNORE all ref to growth and tropisms</p> <p>3 ACCEPT 'oxygen helps the weed to float' 'oxygen bubbles makes the weed rise' 'trapped oxygen lowers the density'</p>
2	(b)	<p>1 fish are , <u>ectotherms</u> / <u>ectothermic</u> or body temperature will be similar to surrounding water ;</p> <p>2 <i>idea that</i> pump will be generating heat / water around pump is warmer ;</p> <p>3 AVP ;</p>	2 max	<p>All marks to be applied in the context of warmth rather than oxygen (as the pump circulates water and does not oxygenate)</p> <p>1 CREDIT cannot control body temperature (by physiological means) DO NOT CREDIT ref to , regulating / maintaining , body temperature</p> <p>3 they are adapted for warmer conditions ref to (named) metabolic function (e.g. metabolic reactions occur at a faster rate / enzymes can work more efficiently)</p>
Total			4	

Question			Answer	Mark	Guidance
3	(b)	(i)	(2 molecules of) ATP / adenosine triphosphate ;	1	Mark the first answer. If the answer is correct and an additional answer is given that is incorrect or contradicts the correct answer then = 0 marks
3	(b)	(ii)	<p>K hexose (1,6) (bis)phosphate ;</p> <p>L pyruvate ;</p> <p>M carbon dioxide / CO₂ ;</p>	3	<p>Mark the first answer on each prompt line. If the answer is correct and an additional answer is given that is incorrect or contradicts the correct answer then = 0 marks</p> <p>K CREDIT glucose (6) phosphate / fructose (1) phosphate / fructose (1,6) diphosphate / hexose diphosphate DO NOT CREDIT glucose (1,6) bisphosphate</p> <p>L ACCEPT pyruvic acid</p> <p>M if used, formula must be correct</p>
3	(b)	(iii)	<u>glycolysis</u> / <u>glycolytic</u> ;	1	Mark the first answer. If the answer is correct and an additional answer is given that is incorrect or contradicts the correct answer then = 0 marks

Question			Answer	Mark	Guidance
3	(b)	(iv)	<p>by <u>substrate level phosphorylation</u> ; detail ;</p> <p>by , <u>chemiosmosis</u> / <u>oxidative phosphorylation</u> ; detail ;</p>	3 max	<p>e.g. • by removing phosphate from a compound (in the reaction pathway)</p> <p>e.g. • hydrogen lost from , redNAD / redFAD</p> <ul style="list-style-type: none"> • electrons pass down , ETC / electron transport chain • ref to proton gradient / electrochemical gradient • ref to ATP synth(et)ase
			Total	13	

Question			Answer	Mark	Guidance
4	(a)	(i)	<p>1 rate of photosynthesis increases (reaches peak) and then decreases;</p> <p>2 peak / optimum , for 0.04% CO₂ , between 20°C and 30°C / at 25°C ;</p> <p>3 peak / optimum , for 0.19% CO₂ , between 30°C and 40°C / at 35°C ;</p> <p>4 ref to zero rate / no result / no photosynthesis , at 40°C and 45°C / from 40°C / above 35°C , with 0.04% CO₂ ;</p>	3 max	<p>'it' = rate of photosynthesis Units must be used once (% and °C) for mps 2 to 4</p> <p>2 either states 25°C or states the range 20°C to 30°C</p> <p>3 either states 35°C or states the range 30°C to 40°C</p> <p>4 ACCEPT photosynthesis stops at 40°C</p>
4	(a)	(ii)	143 (%) ; ;	2	<p>Correct answer = 2 marks [please place 2 ticks on script]</p> <p>If answer is incorrect, then ALLOW 1 mark for unrounded or incorrectly rounded answer (e.g. 142.657 or 142)</p> <p>or (34.7 - 14.3) ÷ 14.3 or 20.4 ÷ 14.3</p> <p>or 100 x (34.7 ÷ 14.3) - 100 or 243</p>

Question			Answer	Mark	Guidance
4	(a)	(iii)	<p><i>idea that</i> increases the optimum temperature (for photosynthesis)</p> <p>or maximum rate of photosynthesis at higher temperature</p> <p>or can photosynthesise at higher temperatures</p> <p>or maximum rate of photosynthesis is higher</p> <p>or rate of photosynthesis starts to decrease at a higher temperature</p> <p>or the rate of photosynthesis increased , at a higher rate / faster ;</p>	1	ACCEPT moves peak upwards

Question			Answer	Mark	Guidance
4	(a)	(iv)	<p>1 no , photosynthesis / Calvin cycle / carbon fixation or rate too low to be recorded ;</p> <p>2 CO₂ is <u>limiting</u> or <i>idea that</i> the level of CO₂ is too low to compensate for the high temperature ;</p> <p>3 rubisco is binding to O₂ (instead) ;</p> <p>4 decreased enzyme activity ;</p> <p>5 (high temperature has) distorted rubisco active site ;</p> <p>6 AVP ;</p>	2 max	<p>2 (as activity had been observed at these temperatures with 0.19% CO₂)</p> <p>3 look for a clear statement CREDIT switches to , photorespiration / oxygenase activity</p> <p>4 DO NOT CREDIT (fully) denatured</p> <p>5 DO NOT CREDIT (fully) denatured (as there is activity at these higher temperatures)</p> <p>6 e.g. stomatal closure to conserve water reduces CO₂</p> <p>Note: 'the rubisco active site is distorted so it binds to O₂ instead' = 2 marks (mps 3 and 5)</p>

Question		Answer	Mark	Guidance
4	(b)	<div data-bbox="593 311 909 571" style="border: 1px solid red; padding: 5px; margin-bottom: 10px;"> <p style="font-size: small; margin-top: 5px;">Key: — amount present - - - synthesis . . . breakdown</p> <p style="font-size: x-small; margin-top: 5px;">Fig. 4.1</p> </div> <p>1 rate of photosynthesis would decrease ;</p> <p>2 little rubisco being synthesised and the rubisco present being broken down or more rubisco is being broken down than being synthesised ;</p> <p>3 less / no , enzyme / rubisco , available to fix , carbon dioxide / CO₂ ;</p> <p>4 less / no , Calvin cycle / light independent stage , can take place ;</p> <p>5 rubisco becomes limiting (factor) ;</p>	<p>3 max</p>	<p>'it' = rate of photosynthesis</p> <p>1 IGNORE no photosynthesis</p> <p>3 CREDIT less rubisco to catalyse the reaction between CO₂ and RuBP</p> <p>4 CREDIT build up of red NADP less , triose phosphate / TP / etc , made less glucose made light independent stage takes place at a slower rate</p> <p>Note: 'less photosynthesis because there is less rubisco which is needed to fix CO₂ in the Calvin cycle' = 3 marks (mps 1, 3 and 4)</p>
		<p>Total</p>	<p>11</p>	

Question			Answer	Mark	Guidance
5	(a)	(i)	(B and) C ;	1	Mark the first answer(s). If the answer is correct and an additional answer is given that is incorrect or contradicts the correct answer then = 0 marks
5	(a)	(ii)	D and E ;	1	Mark the first 2 answers. If the answer is correct and an additional answer is given that is incorrect or contradicts the correct answer then = 0 marks IGNORE F
5	(a)	(iii)	all individual letters A to G / A to G / A - G ;	1	as the pump runs continuously CREDIT F and/or A <u>and</u> G as these are the places where the pump has greatest effect IGNORE B if given as an additional answer to an otherwise correct answer
5	(b)	(i)	False / F True / T True / T ; ;	2	All 3 answers correct = 2 marks Any 2 answers correct = 1 mark 1 or 0 answers correct = 0 marks Mark incorrect cells first 1 ✗ = 1 max 2 ✗ = 0 marks

Question			Answer	Mark	Guidance
5	(b)	(ii)	<p>1 <i>idea that</i> (hormonal) stimulation of individual muscle cells would result in uncoordinated response</p> <p>or (hormonal) stimulation of SAN results in coordinated action of the cardiac muscle ;</p> <p>2 <i>idea that</i> (hormonal) stimulation of individual muscle cells will not result in a change in heart rate</p> <p>or (hormonal) stimulation of SAN results in a change in heart rate ;</p> <p>3 (as) (hormone) receptors only present on the SAN / individual cells do not have (hormone) receptors ;</p>	2 max	<p>hormone binds to / hormone acts on = stimulation</p> <p>e.g. coordinated action = both atria contract together</p>
5	(b)	(iii)	<p>1 adrenaline / first messenger / it , binds to receptor(s) on cell surface membrane (of SAN cell(s)) ;</p> <p>2 activates adenylyl cyclase ;</p> <p>3 ATP converted to , cyclic AMP / cAMP</p> <p>or cyclic AMP / cAMP / second messenger , synthesised ;</p> <p>4 results in depolarisation (of SAN cell membrane) ;</p>	2 max	<p>IGNORE ref to synthesis of glucose</p> <p>1 CREDIT 'plasma membrane' or 'plasmalemma' for 'cell surface membrane'</p> <p>2 CREDIT ref to adenylate cyclase</p> <p>3 DO NOT CREDIT in context of 'wave of depolarisation'</p>
			Total	9	

Question			Answer	Mark	Guidance
6	(a)	(i)	<u>deamination</u> ;	1	<p>Mark the first answer. If the answer is correct and an additional answer is given that is incorrect or contradicts the correct answer then = 0 marks</p> <p>DO NOT CREDIT deanimation</p>
6	(a)	(ii)	ammonia / NH ₃ ;	1	<p>Mark the first answer. If the answer is correct and an additional answer is given that is incorrect or contradicts the correct answer then = 0 marks</p> <p>DO NOT CREDIT ammonium / NH₄⁺</p>
6	(b)		<p>ornithine ;</p> <p>carbon dioxide / CO₂ ;</p> <p>urea / CO(NH₂)₂ ;</p> <p>kidney / nephron / renal tubule / glomerulus ;</p> <p>bladder ;</p> <p>urine ;</p>	6	<p>Mark the first answer on each prompt line. If the answer is correct and an additional answer is given that is incorrect or contradicts the correct answer then = 0 marks</p> <p>If formula used, must be correct</p> <p>IGNORE water / H₂O / ATP</p> <p>IGNORE other named part of the nephron e.g. Bowmans capsule / loop of Henle / etc</p> <p>DO NOT CREDIT gall bladder</p>

Question		Answer	Mark	Guidance
6	(c)	<p>1 in respiration / in Krebs cycle / as a respiratory substrate ;</p> <p>2 gluconeogenesis ;</p> <p>3 conversion to , lipid / fatty acid ;</p> <p>4 transamination ;</p>	1 max	<p>IGNORE ref to protein synthesis (as in Q) used in the regeneration / repair of liver cells</p> <p>1 DO NOT CREDIT for anaerobic respiration / glycolysis</p> <p>2 CREDIT conversion to glucose</p> <p>3 ACCEPT conversion to , steroid / bile salts IGNORE glycerol</p>
		Total	9	

OCR (Oxford Cambridge and RSA Examinations)
1 Hills Road
Cambridge
CB1 2EU

OCR Customer Contact Centre

Education and Learning

Telephone: 01223 553998

Facsimile: 01223 552627

Email: general.qualifications@ocr.org.uk

www.ocr.org.uk

For staff training purposes and as part of our quality assurance programme your call may be recorded or monitored

Oxford Cambridge and RSA Examinations
is a Company Limited by Guarantee
Registered in England
Registered Office; 1 Hills Road, Cambridge, CB1 2EU
Registered Company Number: 3484466
OCR is an exempt Charity

OCR (Oxford Cambridge and RSA Examinations)
Head office
Telephone: 01223 552552
Facsimile: 01223 552553

© OCR 2016

