

Write your name here

Surname

Other names

**Pearson**  
**Edexcel GCSE**

Centre Number

--	--	--	--	--

Candidate Number

--	--	--	--	--

# Geography A

## Unit 3: The Human Environment

**Foundation Tier**

Friday 6 June 2014 – Morning  
**Time: 1 hour 15 minutes**

Paper Reference

**5GA3F/01**

**You must have:**  
Resource Booklet (enclosed)

Total Marks

### Instructions

- Use **black** ink or ball-point pen.
- **Fill in the boxes** at the top of this page with your name, centre number and candidate number.
- In Section **A** answer **all** questions.
- In Section **B** answer **either** question 4 **or** 5.
- Answer the questions in the spaces provided  
– *there may be more space than you need.*

### Information

- The total mark for this paper is 69.
- The marks for **each** question are shown in brackets  
– *use this as a guide as to how much time to spend on each question.*
- Questions labelled with an **asterisk** (\*) are ones where the quality of your written communication will be assessed  
– *you should take particular care on these questions with your spelling, punctuation and grammar, as well as the clarity of expression.*
- The marks available for spelling, punctuation and grammar are clearly indicated.

### Advice

- Read each question carefully before you start to answer it.
- Check your answers if you have time at the end.

Turn over ►

P43065RA

©2014 Pearson Education Ltd.

7/4/4/1/1/4



P 4 3 0 6 5 R A 0 1 2 0

**PEARSON**

**SECTION A – THE HUMAN WORLD**

**Answer ALL questions in this section.**

**Some questions must be answered with a cross in a box ☒. If you change your mind about an answer, put a line through the box ☒ and then mark your new answer with a cross ☒.**

**Topic 1 – Economic Change**

**1 (a) (i)** Which **one** of the following is a primary activity?

**(1)**

- A** Teaching
- B** Brick-laying
- C** Hairdressing
- D** Mining

**(ii)** Study Figure 1a in the Resource Booklet.

Complete the following sentences to describe and explain the changes shown on Figure 1a.

Use some of the words and numbers in the box below.

**(4)**

**360 000   poorly   decreased   310 000   coal   farms  
mechanisation   increased   highly   350 000**

Figure 1a shows a fall in the number of people employed in the primary sector from 530 000 in 1965 to ..... in 1990.

This change was due to a growth in .....

Between 1990 and 2010, the number of people employed ..... to 450 000.

One reason why the number of people employed has fallen since 2010 is because many jobs in the primary sector are ..... paid.



(iii) Which **one** of the following is the best explanation for the decline in the primary sector in the UK?

(1)

- A** More raw materials are needed.
- B** It is cheaper to import raw materials.
- C** More people want to work in farming.
- D** It is more expensive to import raw materials.

(b) (i) Employment at an out-of-town shopping centre is mainly in the:

(1)

- A** primary sector.
- B** secondary sector.
- C** tertiary sector.
- D** manufacturing sector.

(ii) Study Figure 1b in the Resource Booklet.

State **two** reasons for the location of the Meadowhall Centre.

(2)

1 .....

2 .....

(c) For a named **rural** area, describe **one** benefit of de-industrialisation.

(2)

Named rural area .....

.....

.....

.....

.....



(d) Explain the **negative** effects of the growth of the secondary sector in **either** a Low Income Country (LIC) **or** a Middle Income Country (MIC).

(4)

Chosen country .....

.....

.....

.....

.....

.....

.....

.....

.....

.....

.....

.....

.....

.....

.....

.....

.....

.....

.....

.....

.....

---

**(Total for Question 1 = 15 marks)**

---



## Topic 2 – Settlement Change

2 (a) (i) Urban sprawl can be described as the:

(1)

- A spread of built-up areas into the countryside.
- B building of housing in old industrial areas.
- C development of land in town centres.
- D closure of factories in rural areas.

(ii) Study Figure 2 in the Resource Booklet.

Complete the following sentences to describe and explain the changes shown on Figure 2.

Use some of the words and numbers in the box below.

(4)

**rising 53 000 younger marriage 8 000**  
**16 000 births falling 56 000 20 000**

Figure 2 shows an increase from 21 000 new affordable houses in 2003 to ..... in 2011.

The largest increase was between 2007 and 2008 when

..... new affordable houses were built.

One reason for this is a ..... divorce rate.

Also, later ..... increases demand for housing.

(iii) Which **one** of the following is another explanation for the need for more housing in the UK?

(1)

- A The population of the UK is falling.
- B Life expectancy in the UK is going up.
- C Many people are moving away from the UK.
- D The cost of living in the UK is going up.



(iv) Which **one** of the following is the best description of a **gated suburb**?

(1)

- A** Large detached housing in the countryside.
- B** Block of flats in the inner city area.
- C** Rows of traditional terraced housing.
- D** Homes grouped together in a secure area.

(b) State **two** disadvantages of redeveloping a brownfield site.

(2)

1 .....

2 .....

(c) For a named UK settlement, describe **one** way its functions have changed over time.

(2)

Named UK settlement .....

.....  
.....  
.....



(d) Explain how counter-urbanisation can lead to changes in rural communities.

Use one or more examples in your answer.

(4)

.....

.....

.....

.....

.....

.....

.....

.....

.....

.....

.....

.....

.....

.....

.....

.....

.....

.....

.....

.....

.....

.....

.....

**(Total for Question 2 = 15 marks)**

---



### Topic 3 – Population Change

3 (a) (i) The term **population density** can be defined as the: (1)

- A** total population of an area.
- B** number of people living in towns and cities.
- C** natural increase in the population size.
- D** number of people per square kilometre.

(ii) Which **one** of the following areas in the UK is the most densely populated? (1)

- A** The Pennine Hills
- B** The West Midlands
- C** The Scottish Highlands
- D** The North York Moors

(iii) Study Figure 3a in the Resource Booklet.

Complete the following sentences to describe and explain the population density shown on Figure 3a.

Use some of the words in the box below.

(4)

**relief   easy   jobs   sparsely   trees**  
**temperature   over   low   difficult   densely**

The area shown on Figure 3a is ..... populated.

A physical factor affecting this is the steep .....  
which makes access difficult.

The soils in this area are thin and infertile so it is .....  
to grow crops.

Human factors such as few ..... also affect  
population density.





(b) The demographic transition model shows changes in the:

(1)

- A** birth and death rates.
- B** number of elderly people.
- C** occupational structure.
- D** infant mortality rate.

(c) Study Figure 3b in the Resource Booklet.

Suggest **one** reason why this population pyramid is for a High Income Country (HIC) such as France.

Use data from Figure 3b to support your answer.

(2)

.....

.....

.....

.....

(d) State **two** negative consequences of a youthful population.

(2)

1 .....

.....

2 .....

.....



(e) Explain how **incentives** have been used in a named country trying to **increase** its birth rate.

(4)

Named country .....

.....

.....

.....

.....

.....

.....

.....

.....

.....

.....

.....

.....

.....

.....

.....

.....

.....

.....

.....

.....

.....

---

(Total for Question 3 = 15 marks)

---

**TOTAL FOR SECTION A = 45 MARKS**

---



**SECTION B – PEOPLE ISSUES**

**Answer EITHER Question 4 or Question 5.**

**Topic 4 – A Moving World**

**Spelling, punctuation and grammar will be assessed in 4\*(f).**

**If you answer Question 4 put a cross in the box  .**

**4** (a) (i) **International migration** is the movement of people from: (1)

- A** the countryside to towns and cities.
- B** one country to another country.
- C** an area to another part of the same country.
- D** an urban area to the countryside.

(ii) The term **refugee** can be described as a person: (1)

- A** moving to Spain for retirement.
- B** flying to London for a business meeting.
- C** forced out of their country due to a war.
- D** choosing to work abroad.

(b) (i) Study Figure 4a in the Resource Booklet.

Describe **one** positive impact of the population flow shown on Figure 4a. (2)

.....

.....

.....

.....



(ii) Which **one** of the following is a negative impact of population flow on the country of **origin**?

(1)

- A** More money needs to be spent on schools.
- B** Birth rates fall and fewer babies are born.
- C** More people aged 20–50 years old.
- D** Greater competition for jobs.

(c) Suggest **one** way a development in communication networks has affected the rate of population movement.

(2)

.....

.....

.....

.....

(d) Study Figure 4b in the Resource Booklet.

(i) The population flow described in Figure 4b is for:

(1)

- A** economic reasons.
- B** tourism.
- C** a sporting event.
- D** medical treatment.



(ii) Suggest **two** push factors for the type of population flow in Figure 4b.

Use evidence from Figure 4b in your answer.

(4)

1 .....

.....

.....

.....

2 .....

.....

.....

.....

(e) Describe **one** government policy that has affected the rate of population movement.

(2)

.....

.....

.....

.....



\*(f) Explain the **pull** factors that influence retirement migration to a named destination.

(6)

Named destination .....

.....  
.....  
.....  
.....  
.....  
.....  
.....  
.....  
.....  
.....  
.....  
.....  
.....  
.....  
.....  
.....  
.....  
.....  
.....  
.....  
.....

**(Total for spelling, punctuation and grammar = 4 marks)**

**(Total for Question 4 = 24 marks)**



**Topic 5 – A Tourist’s World**

**Spelling, punctuation and grammar will be assessed in 5\*(g).**

**If you answer Question 5 put a cross in the box  .**

**5** (a) (i) Heritage tourism involves people going on holiday to: (1)

- A** visit historic cities to learn about the past.
- B** enjoy thrill-seeking activities.
- C** lie on the beach and relax.
- D** receive cheaper medical care.

(ii) Which **one** of the following is **not** an example of tourism? (1)

- A** Students going on a ski trip to Austria.
- B** A family flying to Canada to visit friends.
- C** Teenagers going on a camping weekend.
- D** Children going to a local park for an afternoon.

(b) Study Figure 5a in the Resource Booklet.

Describe **one** human attraction shown on Figure 5a. (2)

.....

.....

.....

.....



(c) An enclave resort can be best defined as a resort which has:

(1)

- A** facilities for businessmen such as conference halls and meeting rooms.
- B** no special facilities for tourists.
- C** all the facilities needed by tourists so they do not need to leave the complex.
- D** self-catering accommodation.

(d) Suggest **one** way eco-tourism can protect the environment.

(2)

.....

.....

.....

.....

(e) Study Figure 5b in the Resource Booklet.

(i) Which type of leisure tourism is described in Figure 5b?

(1)

- A** Health tourism
- B** Short city break
- C** Beach holiday
- D** Upland back-packing holiday





(ii) Study Figure 5b in the Resource Booklet.

Suggest **two** positive economic impacts of tourism shown in Figure 5b.

Use evidence from Figure 5b in your answer.

(4)

1 .....

.....

.....

.....

2 .....

.....

.....

.....

(f) Suggest how **one** political factor has caused a growth in tourism.

(2)

.....

.....

.....

.....



\*(g) Explain how **one** named EU resort has changed during the **involvement** stage of the Butler model of resort development.

(6)

Named EU resort .....

.....  
.....  
.....  
.....  
.....  
.....  
.....  
.....  
.....  
.....  
.....  
.....  
.....  
.....  
.....  
.....  
.....  
.....  
.....  
.....  
.....  
.....  
.....  
.....  
.....  
.....  
.....  
.....  
.....  
.....  
.....  
.....  
.....  
.....  
.....  
.....  
.....  
.....  
.....  
.....  
.....  
.....  
.....

**(Total for spelling, punctuation and grammar = 4 marks)**  
**(Total for Question 5 = 24 marks)**

---

**TOTAL FOR SECTION B = 24 MARKS**  
**TOTAL FOR PAPER = 69 MARKS**



**BLANK PAGE**



**BLANK PAGE**



**Pearson Edexcel GCSE**

# **Geography A**

**Unit 3: The Human Environment**

**Paper 3F and 3H**

Friday 6 June 2014 – Morning

**Resource Booklet**

Paper Reference

**5GA3F/01**

**5GA3H/01**

**Do not return the Resource Booklet with the question paper.**

## **Information**

This Resource Booklet contains graphs, maps, photographs and diagrams needed for use with the Unit 3: The Human Environment examination. This Resource Booklet is for use with both Foundation and Higher tiers.

*Turn over* ►

**P43065RA**

©2014 Pearson Education Ltd.

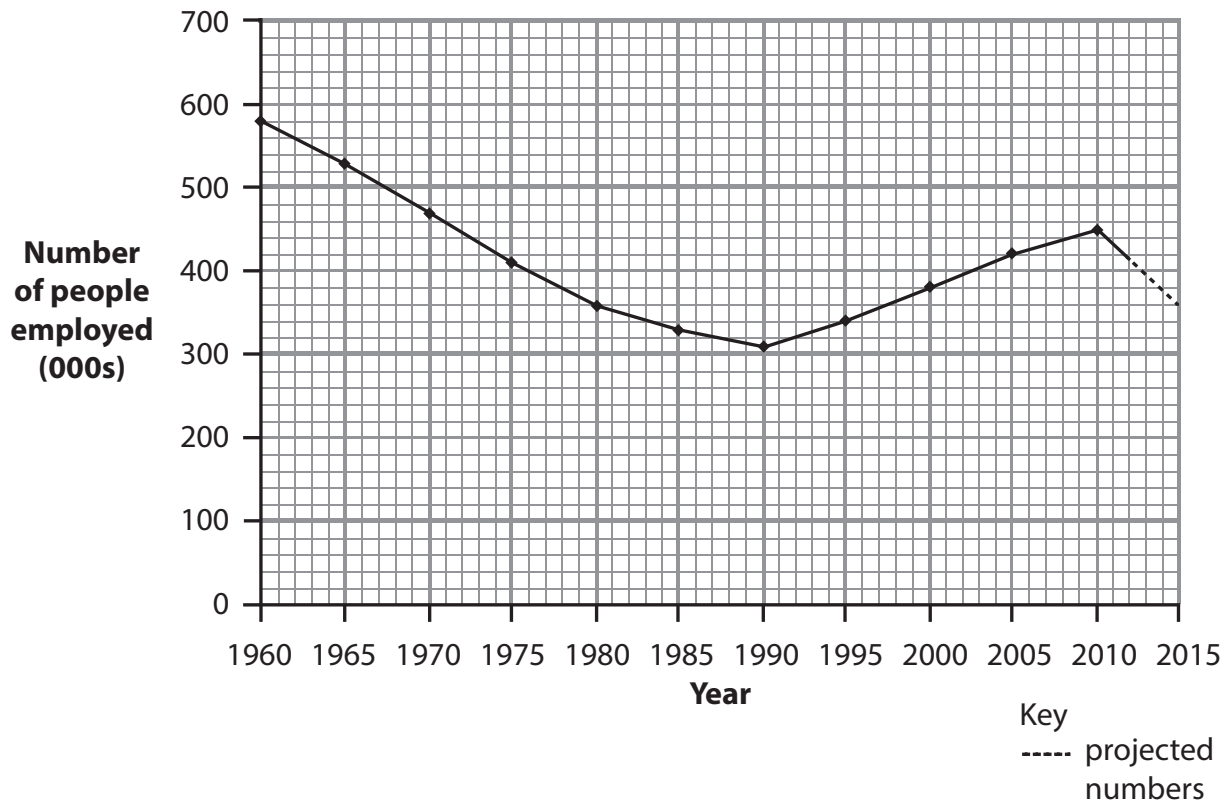
7/4/4/1/1/4



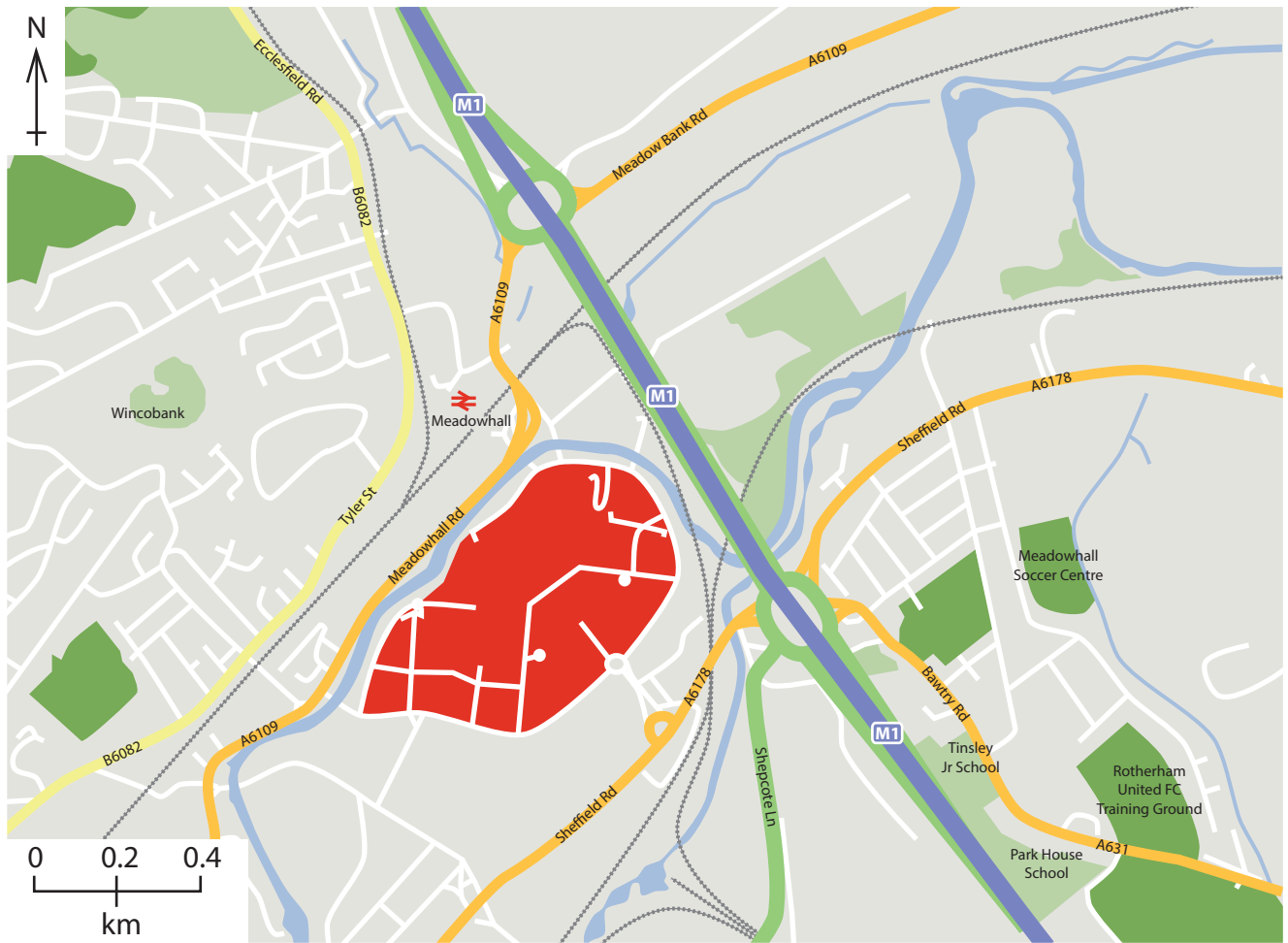
**PEARSON**



**SECTION A – THE HUMAN WORLD**

**Topic 1 – Economic Change**



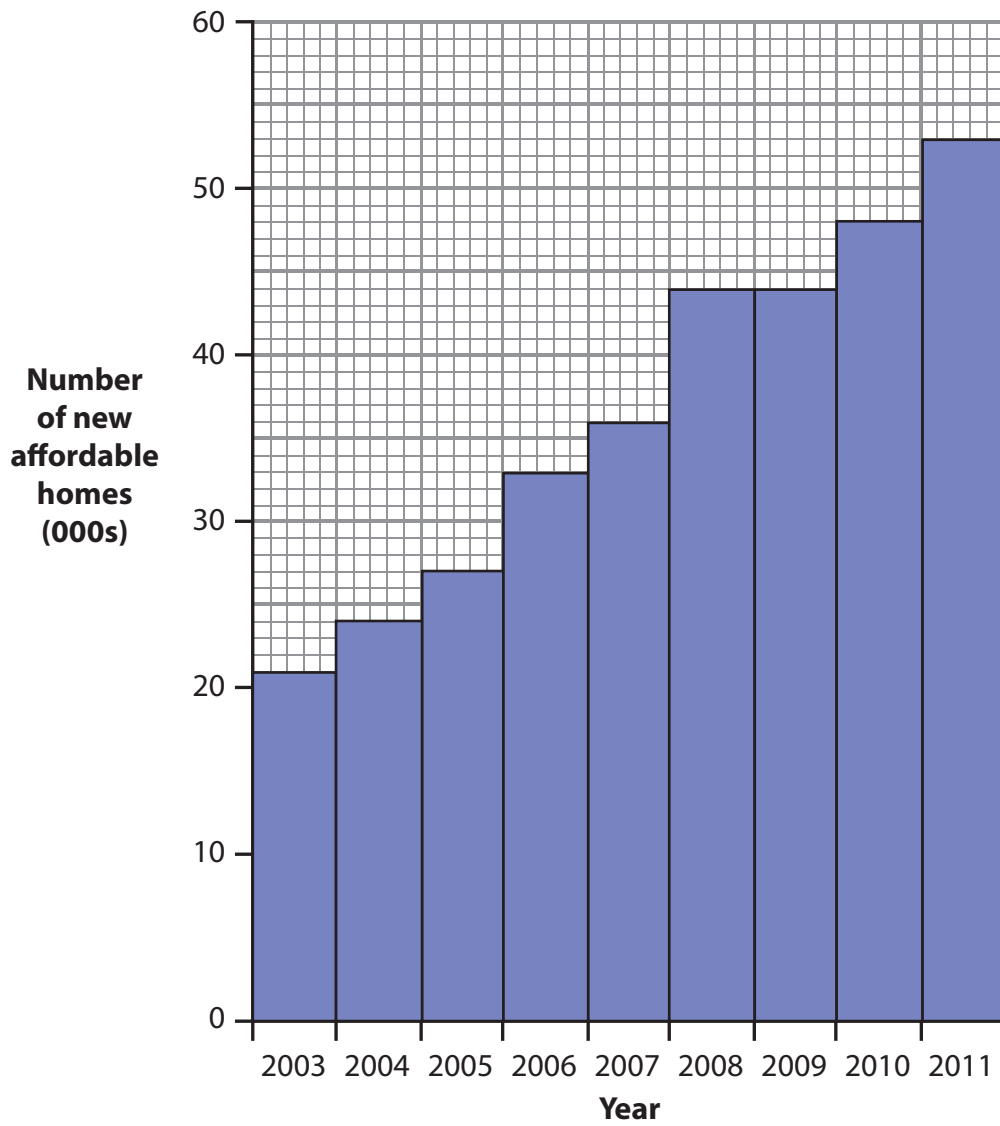
**Figure 1a – Changes in primary sector employment in the UK, 1960–2015.**



-  Train station
-  Railway line
-  Meadowhall Centre and parking
-  Motorway
-  Main road

**Figure 1b – The Meadowhall Centre, an out-of-town shopping centre, 5km from the city of Sheffield.**

## Topic 2 – Settlement Change



**Figure 2 – Number of new affordable homes built in the UK between 2003–2011.**



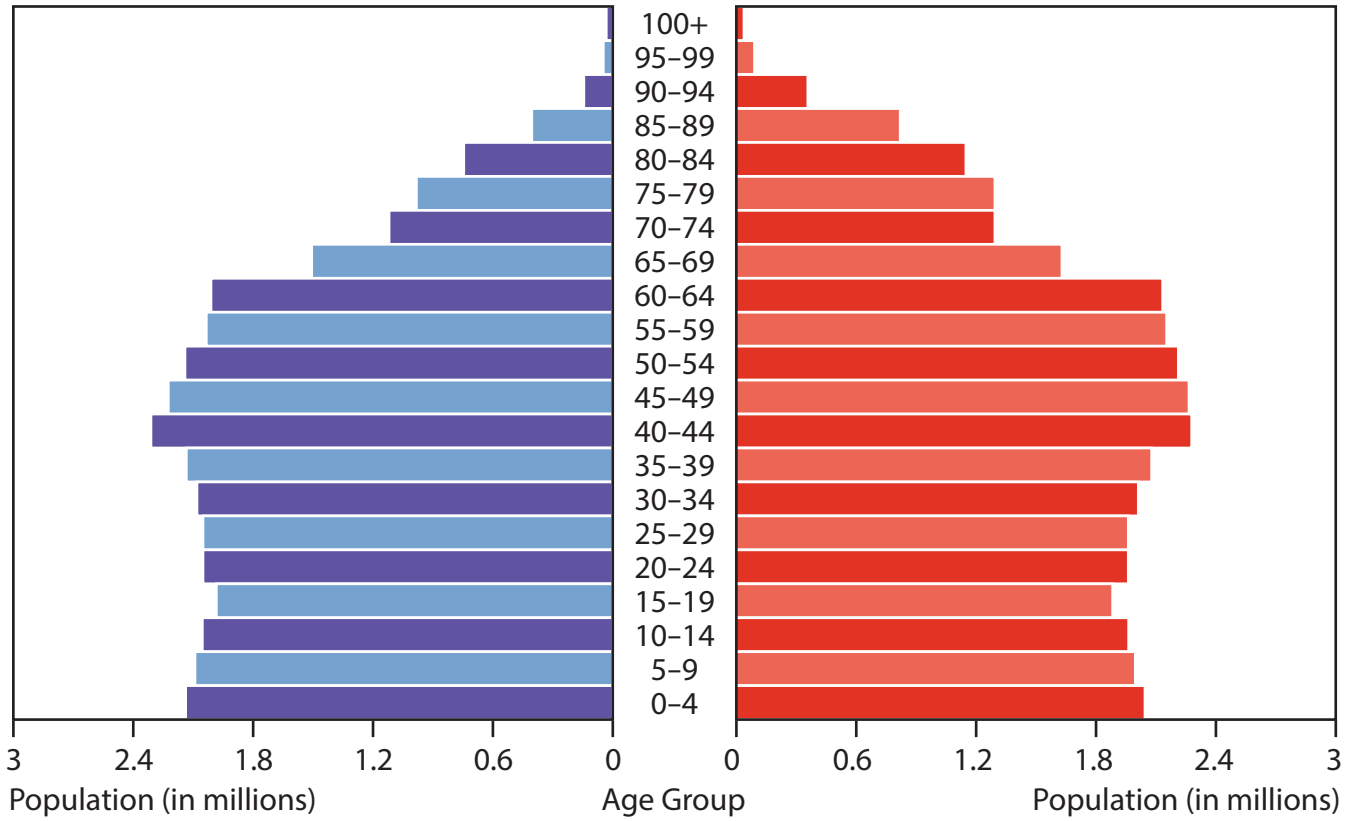
### Topic 3 – Population Change



**Figure 3a – Settlement in Inverness-shire, North Scotland.**

Male

Female



(Source: CIA World Factbook)

**Figure 3b – The population pyramid for France, a High Income Country (HIC), 2012.**

SECTION B – PEOPLE ISSUES

Topic 4 – A Moving World



A Polish supermarket typical of many UK high streets

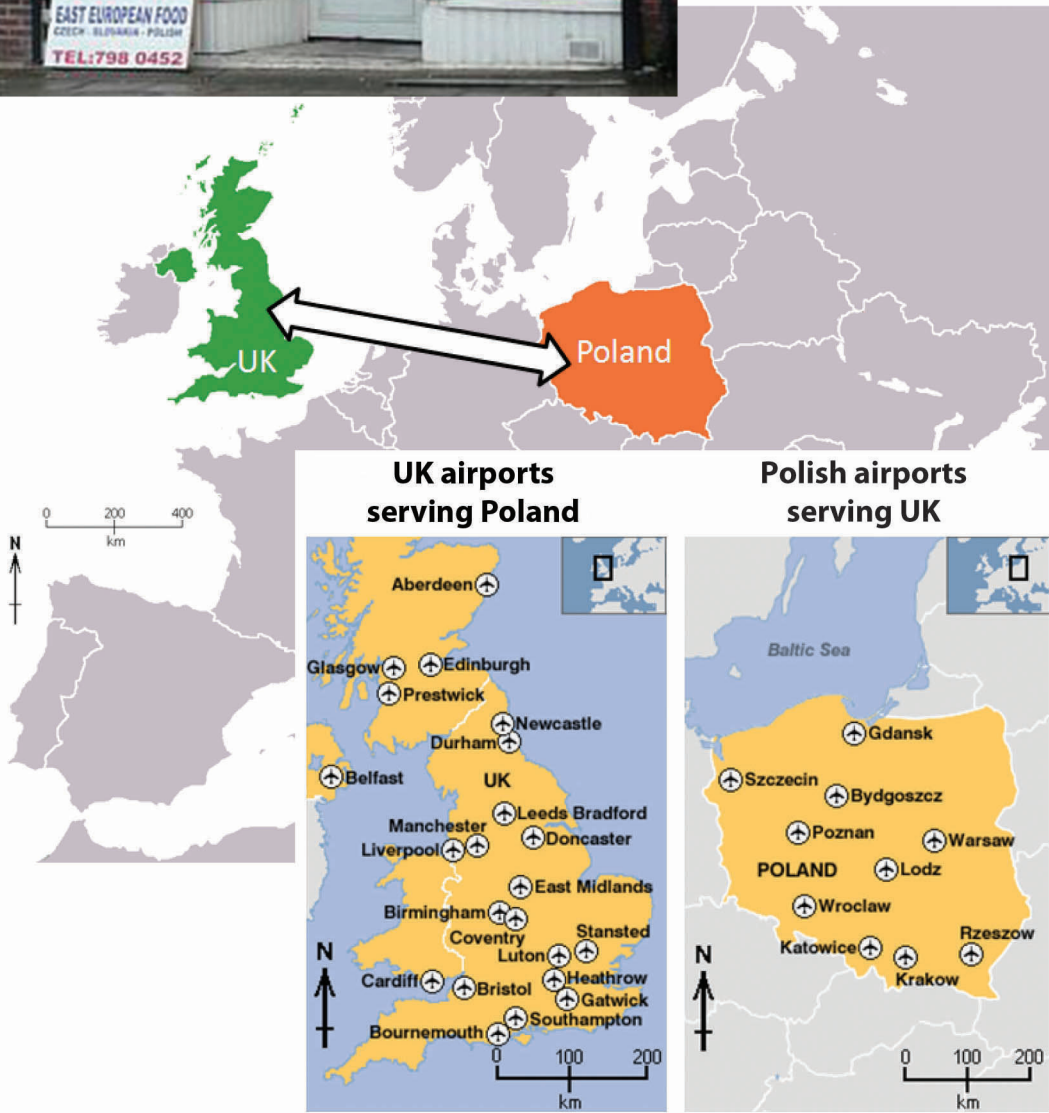


Figure 4a – Impacts of population flow between the UK and Poland.

## ***Romanians come to the UK***

A Romanian family would be eight times better off if they moved to the UK, a report claimed today.

A Romanian family – made up of one individual on minimum wage with a partner and two children – has a weekly household income of £70 at home, compared with a household income of £543 in the UK.



**Figure 4b – News article about a population flow within Europe.**



## Topic 5 – A Tourist's World



**Figure 5a – Brighton beach and pier with a range of leisure activities.**

## Manchester tourism doing very well

Manchester's tourism industry now supports 81,000 jobs. There has been a 5% rise in the number of tourism employees between 2010 and 2011 in this large regenerated urban area.

The economic impact of the tourism industry had risen from £5.8bn to £6.2bn between 2010 and 2011.



**Figure 5b – News article about the recent growth of tourism in Manchester.**

**BLANK PAGE**

**BLANK PAGE**