

Thursday 19 January 2012 – Afternoon

GCSE MATHEMATICS A

A502/01 Unit B (Foundation Tier)

Candidates answer on the Question Paper.

OCR supplied materials:

None

Other materials required:

- Geometrical instruments
- Tracing paper (optional)

Duration: 1 hour



Candidate forename		Candidate surname	
--------------------	--	-------------------	--

Centre number						Candidate number				
---------------	--	--	--	--	--	------------------	--	--	--	--

INSTRUCTIONS TO CANDIDATES

- Write your name, centre number and candidate number in the boxes above. Please write clearly and in capital letters.
- Use black ink. HB pencil may be used for graphs and diagrams only.
- Answer **all** the questions.
- Read each question carefully. Make sure you know what you have to do before starting your answer.
- Your answers should be supported with appropriate working. Marks may be given for a correct method even if the answer is incorrect.
- Write your answer to each question in the space provided. Additional paper may be used if necessary but you must clearly show your candidate number, centre number and question number(s).
- Do **not** write in the bar codes.

INFORMATION FOR CANDIDATES

- The number of marks is given in brackets [] at the end of each question or part question.
- Your Quality of Written Communication is assessed in questions marked with an asterisk (*).
- The total number of marks for this paper is **60**.
- This document consists of **16** pages. Any blank pages are indicated.

WARNING

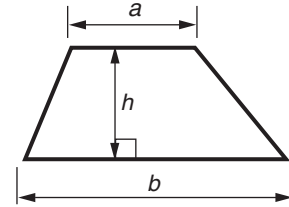


No calculator can be used for this paper

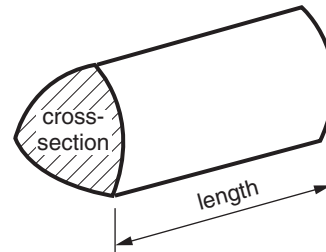
This paper has been pre modified for carrier language

Formulae Sheet: Foundation Tier

$$\text{Area of trapezium} = \frac{1}{2} (a + b)h$$



$$\text{Volume of prism} = (\text{area of cross-section}) \times \text{length}$$



PLEASE DO NOT WRITE ON THIS PAGE

Copyright Information

OCR is committed to seeking permission to reproduce all third-party content that it uses in its assessment materials. OCR has attempted to identify and contact all copyright holders whose work is used in this paper. To avoid the issue of disclosure of answer-related information to candidates, all copyright acknowledgements are reproduced in the OCR Copyright Acknowledgements Booklet. This is produced for each series of examinations and is freely available to download from our public website (www.ocr.org.uk) after the live examination series. If OCR has unwittingly failed to correctly acknowledge or clear any third-party content in this assessment material, OCR will be happy to correct its mistake at the earliest possible opportunity.

For queries or further information please contact the Copyright Team, First Floor, 9 Hills Road, Cambridge CB2 1GE.

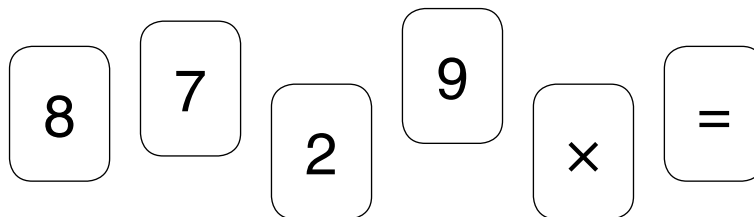
OCR is part of the Cambridge Assessment Group; Cambridge Assessment is the brand name of University of Cambridge Local Examinations Syndicate (UCLES), which is itself a department of the University of Cambridge.

1 (a) Complete this table.

Fraction	Percentage
$\frac{3}{4}$	=
	= 10%

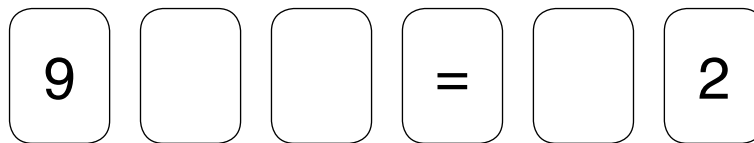
[2]

(b) (i) Jenny has these six cards.



Jenny arranges **all** of the cards to make a correct calculation.

Complete the three cards to show this calculation.

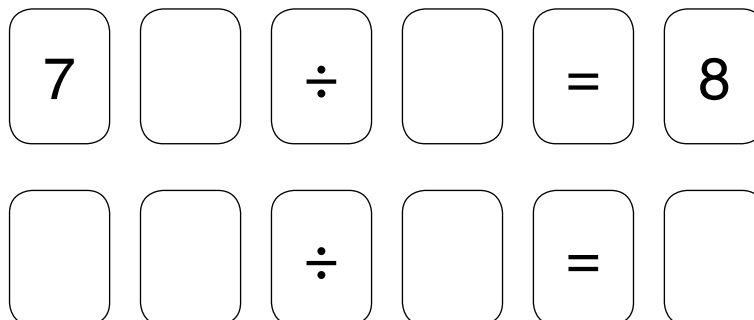


[1]

(ii) Jenny swaps \times for \div but keeps all the other cards.

She makes two **different**, correct calculations using the six cards.

Complete the cards to show these calculations.



[2]

- 2 (a) Tom buys a rose bush costing £3.40 and a garden fork costing £12.75.
He pays with a £20 note.


How much change should he receive?

(a) £ _____ [3]

- (b) (i) Gita sees these plants for sale.
Gita buys 4 of these plants.

How much cheaper is it for Gita to buy 4 plants
at the Offer Price than separately?

£2.80 each or
Offer Price
4 for £10

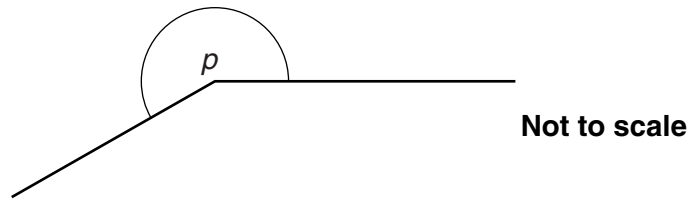


(b)(i) £ _____ [2]

- (ii) These plants produce either red or white flowers.
Out of 80 plants, 7 produce white flowers.

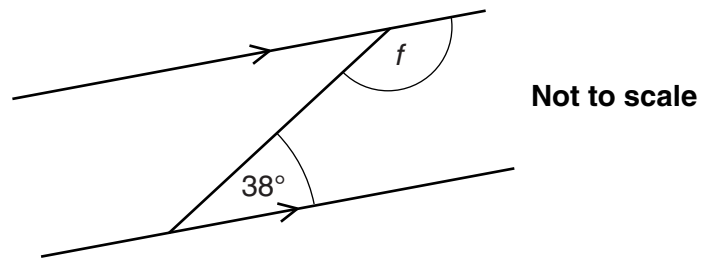
Is this more or less than 10% of the plants?
Show how you decide.

- 3 (a) What type of angle is angle p ?



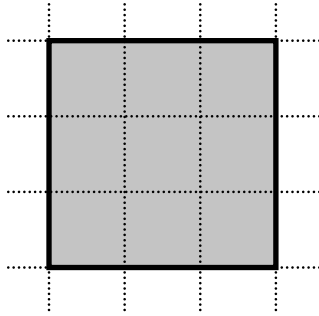
(a) _____ [1]

- (b) Work out the size of angle f .



(b) _____ $^\circ$ [2]

- 4 (a) A square of side 3cm is drawn on a one-centimetre grid.



How many one-centimetre squares does it contain?

(a) _____ [1]

- (b) A square of side 8cm is drawn on a one-centimetre grid.

How many one-centimetre squares does it contain?

(b) _____ [1]

- (c) A square is drawn on a one-centimetre grid and contains 225 of the one-centimetre squares.

How long is one of its sides?

(c) _____ cm [1]

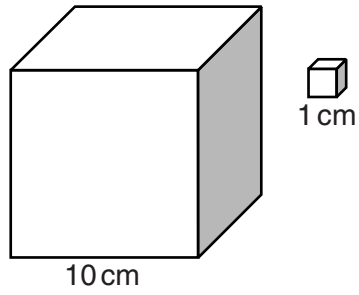
- (d) A square of side h cm is drawn on a one-centimetre grid.

Complete this statement.

(d) This square contains _____ one-centimetre squares. [1]

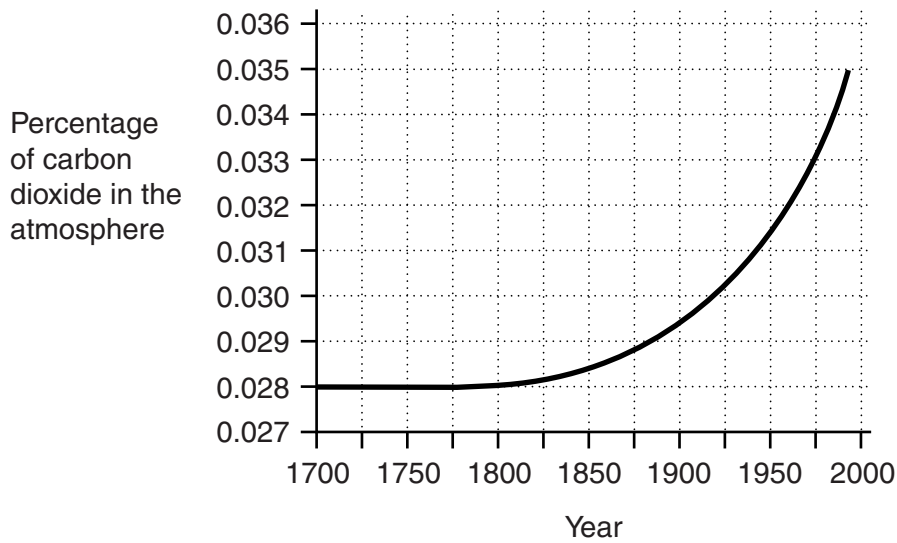
- (e) A large cube is made using one-centimetre cubes.
Each edge of the large cube is 10 cm long.

How many one-centimetre cubes are used to make the large cube?



(e) _____ [1]

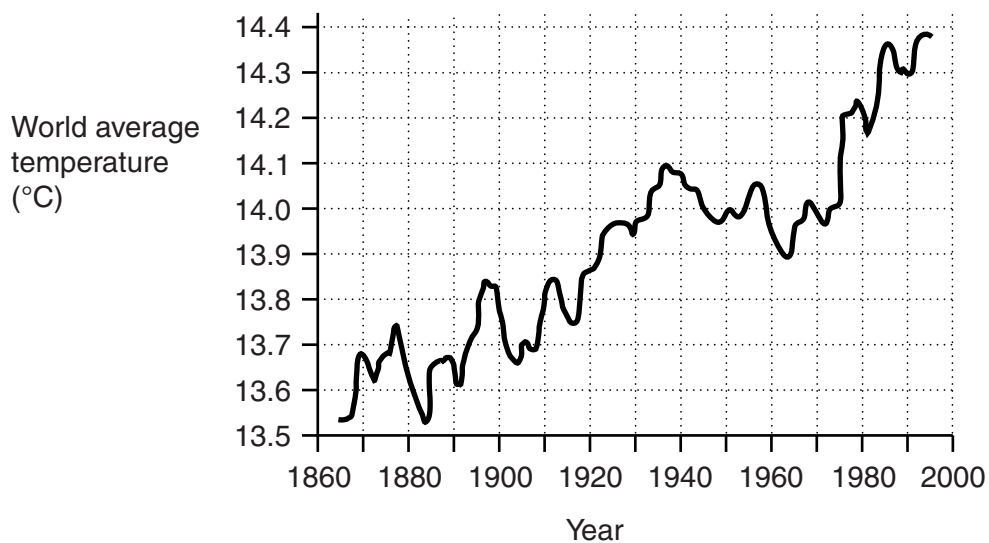
- 5 (a) This graph shows the percentage of carbon dioxide in the atmosphere from 1700 to 1995.



In approximately which year was the percentage of carbon dioxide in the atmosphere 0.031?

(a) _____ [1]

- (b) This graph shows the world average temperatures from 1865 to 1995.



Describe how world average temperatures have changed from 1865 to 1995. Use figures from the graph in your answer.

6 Here are some situations and some formulas.

	Situation
1	The distance all around any regular polygon is the same as the number of sides multiplied by the length of one side.
2	Alma and Tessa shared a bag of sweets equally and there was one sweet left. How many sweets altogether were in the bag?

	Formula
a	$t = 2h + 1$
b	$p = 5g$
c	$p = fg$
d	$t = \frac{m}{2} + 1$

(a) Match each situation to a formula representing it.
Write the letter for the correct formula next to the number of the situation in the answer space.

(a) Situation **1**: Formula _____

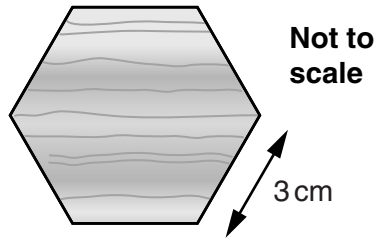
Situation **2**: Formula _____ [2]

(b) For Situation **2** in part (a), explain clearly what each letter represents in the formula you have chosen.

[2]


7 Alan makes drinks mats.

(a) He cuts out a wooden base that is a regular hexagon of side 3 cm.



Alan covers the top of the base with a pattern of tiles.
The tiles are equilateral triangles of side 3 cm.

(i) On the triangular spotty paper, show accurately the pattern of tiles that covers the base.



[2]

(ii) Alan uses black triangular tiles and white triangular tiles.

Shade your drawing in part (i) so that it has **exactly** 2 lines of symmetry.


[2]

(iii) Using your drawing, work out the sum of the interior angles of a regular hexagon.

(a)(iii) _____ ° [2]

(b) Alan designs a new drinks mat.
He uses eight of the equilateral triangular tiles to make a quadrilateral.

(i) On the triangular spotty paper below, draw a quadrilateral that he could make.

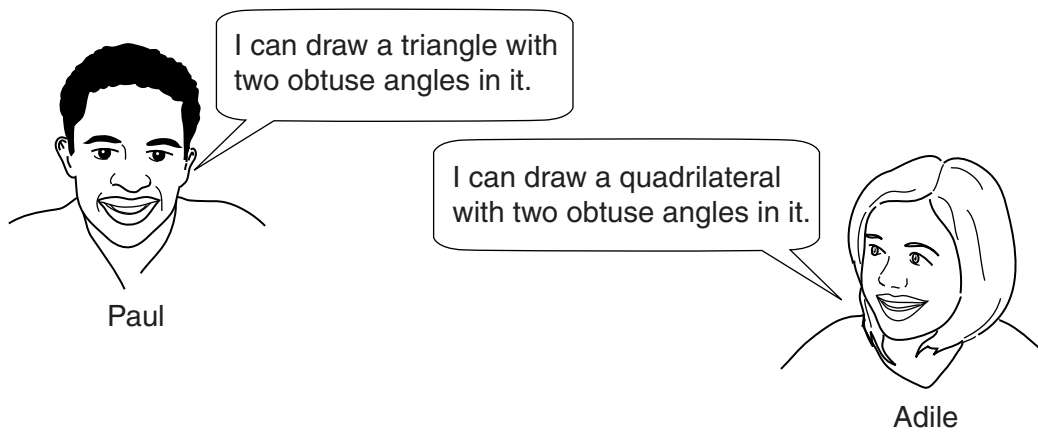


[2]

(ii) Give the mathematical name of your quadrilateral.

(b)(ii) _____ [1]

8* Paul and Adile talk about their homework.



Is Paul correct?

Is Adile correct?

Explain your reasons.

[5]

- 9 (a) When $\frac{1}{9}$ is changed to a decimal it is recurring, like this:

0.11111111

Show how you would indicate that the decimal is recurring.

(a) _____ [1]

- (b) Using division, change $\frac{5}{6}$ to a decimal.

(b) _____ [3]

- (c) When $\frac{1}{9}$ and $\frac{1}{3}$ are changed to decimals, both are recurring.

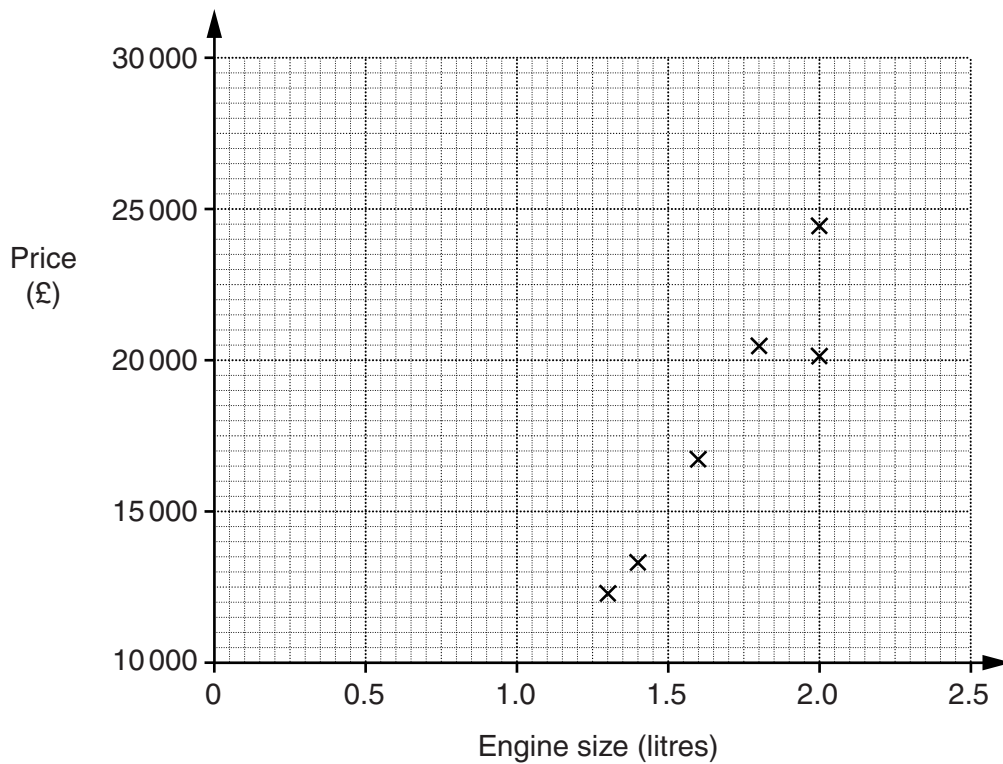
Write down a fraction between $\frac{1}{9}$ and $\frac{1}{3}$ that is **not** recurring.

(c) _____ [1]

10 A website gives the price and engine size for different models of one manufacturer's cars.

Engine size (litres)	Price (£)
1.3	12 360
1.4	13 345
1.6	16 695
1.8	20 495
2	20 095
2	24 295
2	29 945
2.2	27 345
2.5	25 745

(a) Complete the scatter graph below.
The first six points have been plotted for you.



[2]

(b) Draw a line of best fit on your scatter graph.

[1]

(c) Describe the correlation between price and engine size.

(c) _____ [1]

(d) This manufacturer is planning to produce a car with a 1.7 litre engine.

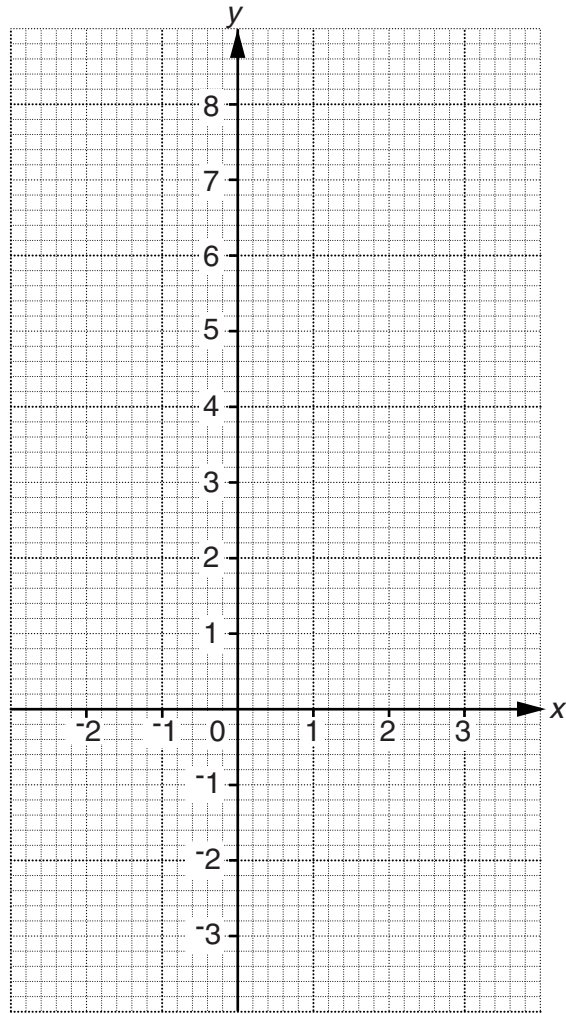
What might you expect its price to be?

(d) £ _____ [1]

(e) One of the cars is a sports model that is more expensive than other cars with the same engine size.

Put a ring round the point that represents the sports model. [1]

- 11 (a) On the grid, draw the graph of $y = 4 - 2x$ for x from -2 to 3 .



[3]

- (b) On the same grid, draw the graph of $y = 3$ and use it to solve these simultaneous equations.

$$y = 4 - 2x$$

$$y = 3$$

(b) $x =$ _____

$y =$ _____ [3]